



# ADU UPDATE PRELIMINARY SURVEY RESULTS

12/9/2024

# RESPONSES BY ZIP CODE



17 Unique Zip Codes represented  
Top 5:

80903	34
80907	34
80909	23
80904	18
80906	14

# WHAT IS THE MAXIMUM SIZE NEW ADUS SHOULD BE?



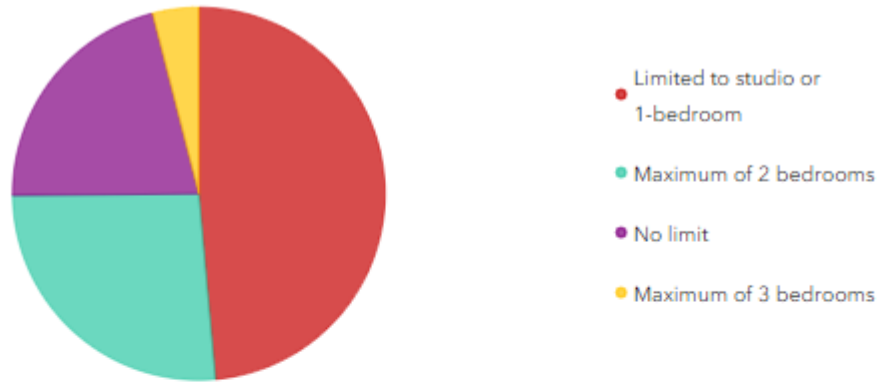
- Less than 50% of the principal building gross square footage
- No limit
- Less than 75% of the principal building gross square footage
- No greater than the principal building gross square footage

[Hide table](#)

Empty categories [Sort](#)

Answers	Count	Percentage
Less than 50% of the principal building gross square footage	108	60.34%
No limit	26	14.53%
Less than 75% of the principal building gross square footage	24	13.41%
No greater than the principal building gross square footage	18	10.06%

# HOW MANY BEDROOMS SHOULD THE ADU BE ALLOWED?

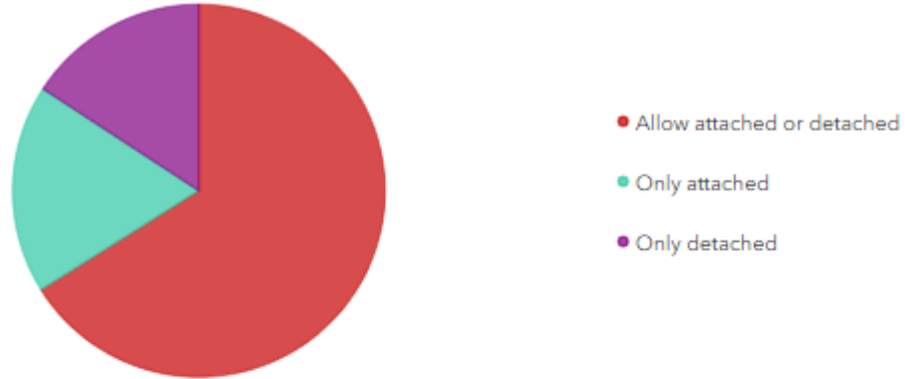


[Hide table](#)

Empty categories [Sort](#)

Answers	Count	Percentage
Limited to studio or 1-bedroom	85	47.49%
Maximum of 2 bedrooms	46	25.7%
No limit	37	20.67%
Maximum of 3 bedrooms	7	3.91%

# SHOULD THE ADU BE ATTACHED TO OR DETACHED FROM THE HOME?

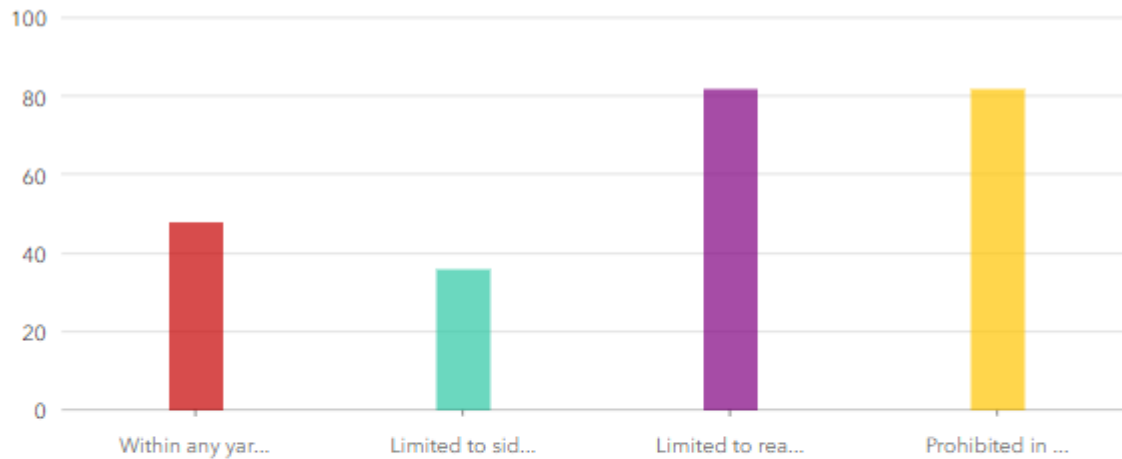


[Hide table](#)

Empty categories [Sort](#)

Answers	Count	Percentage
Allow attached or detached	113	63.13%
Only attached	31	17.32%
Only detached	27	15.08%

# WHERE ON THE LOT SHOULD THE ADU BE ALLOWED TO LOCATE?

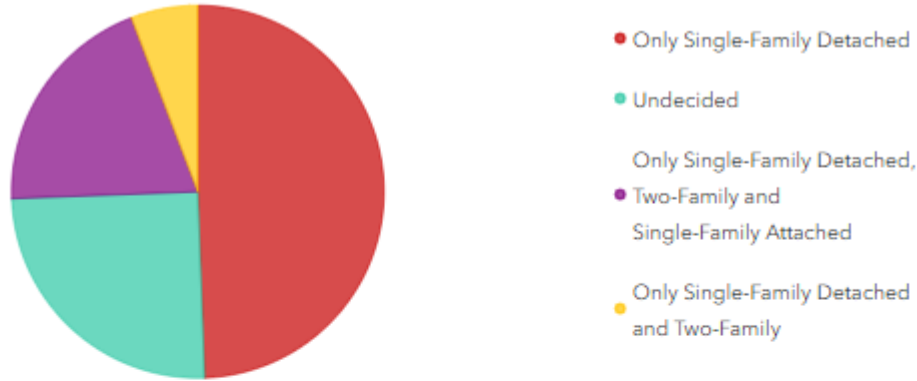


[Hide table](#)

Empty categories [↑↓ Sort](#)

Answers	Count	Percentage
Within any yard if minimum setbacks are met	48	26.82%
Limited to side and rear yards	36	20.11%
Limited to rear yards	82	45.81%
Prohibited in front yards	82	45.81%

# SHOULD THE ADU BE ALLOWED AS AN ACCESSORY USE TO OTHER RESIDENTIAL TYPES?

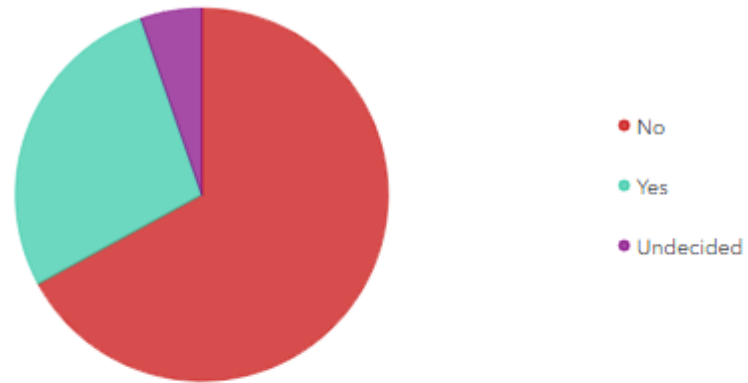


[Hide table](#)

Empty categories [Sort](#)

Answers	Count	Percentage
Only Single-Family Detached	85	47.49%
Undecided	43	24.02%
Only Single-Family Detached, Two-Family and Single-Family Attached	34	18.99%
Only Single-Family Detached and Two-Family	10	5.59%

# SHOULD THE ADU BE ALLOWED TO ALSO BE A SHORT-TERM RENTAL (STR)?



[Hide table](#)

Empty categories [Sort](#)

Answers	Count	Percentage
No	114	63.69%
Yes	47	26.26%
Undecided	9	5.03%