



# Quarterly Financial Update

June 8, 2026

Charae McDaniel  
Chief Financial Officer

# Sales & Use Tax Overview

## General Fund



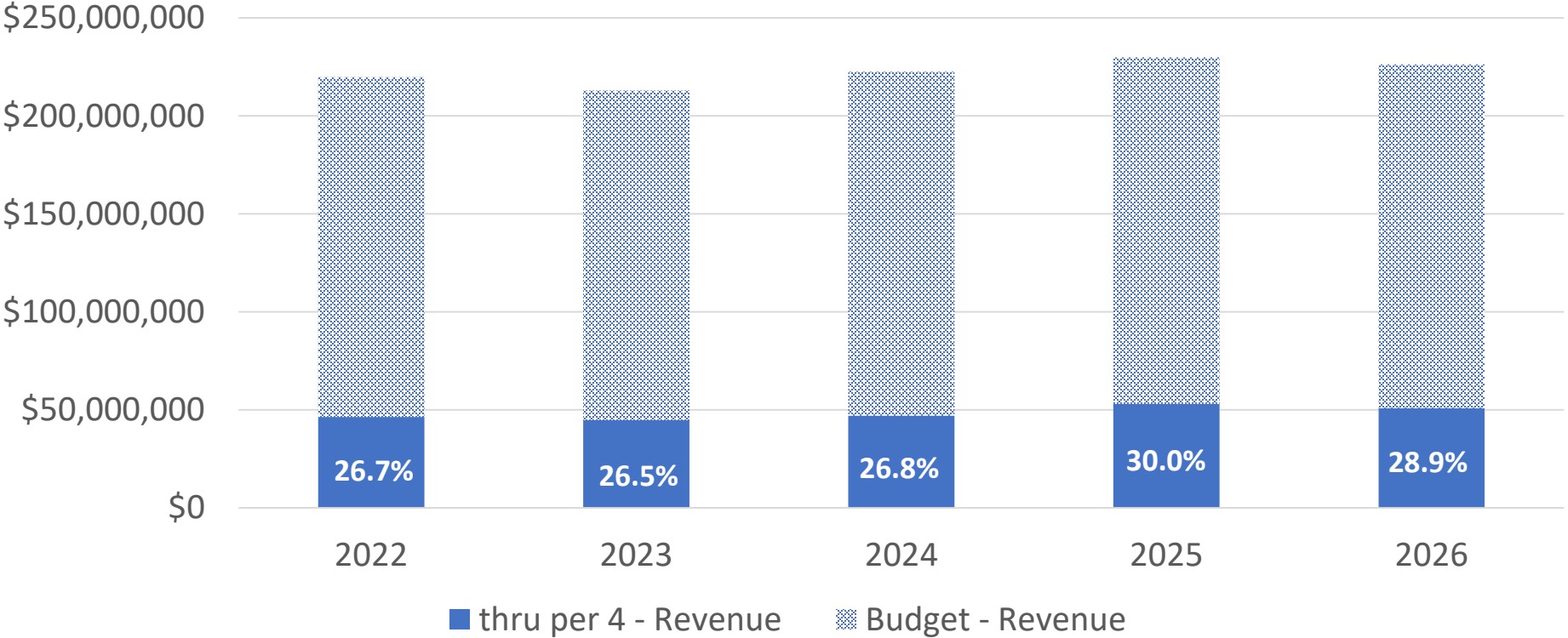
### 2.0% Combined Sales and Use Tax - General Fund

<u>Month Paid to City</u>	<u>2025</u>	<u>2026</u>	<u>% Over(Under) Previous Year</u>
February	17,799,553	17,955,601	0.88%
March	17,489,581	18,668,152	6.74%
April	21,153,172	22,130,890	4.62%
<b>Total (Year-to-Date)</b>	56,442,305	58,754,642	4.10%

# General Fund Non-Sales/Use Tax Revenue



Actual Revenue collected thru Period 4,  
as a % of total Revenue Budget,  
excluding Sales and Use Tax



# Sales & Use Tax Overview

## RMJ and LART



### 5.0% Retail Marijuana Tax

<u>Month Paid to City</u>	<u>2026</u>
February	298,494
March	282,727
April	328,651
<b>Total (Year-to-Date)</b>	<b>909,872</b>

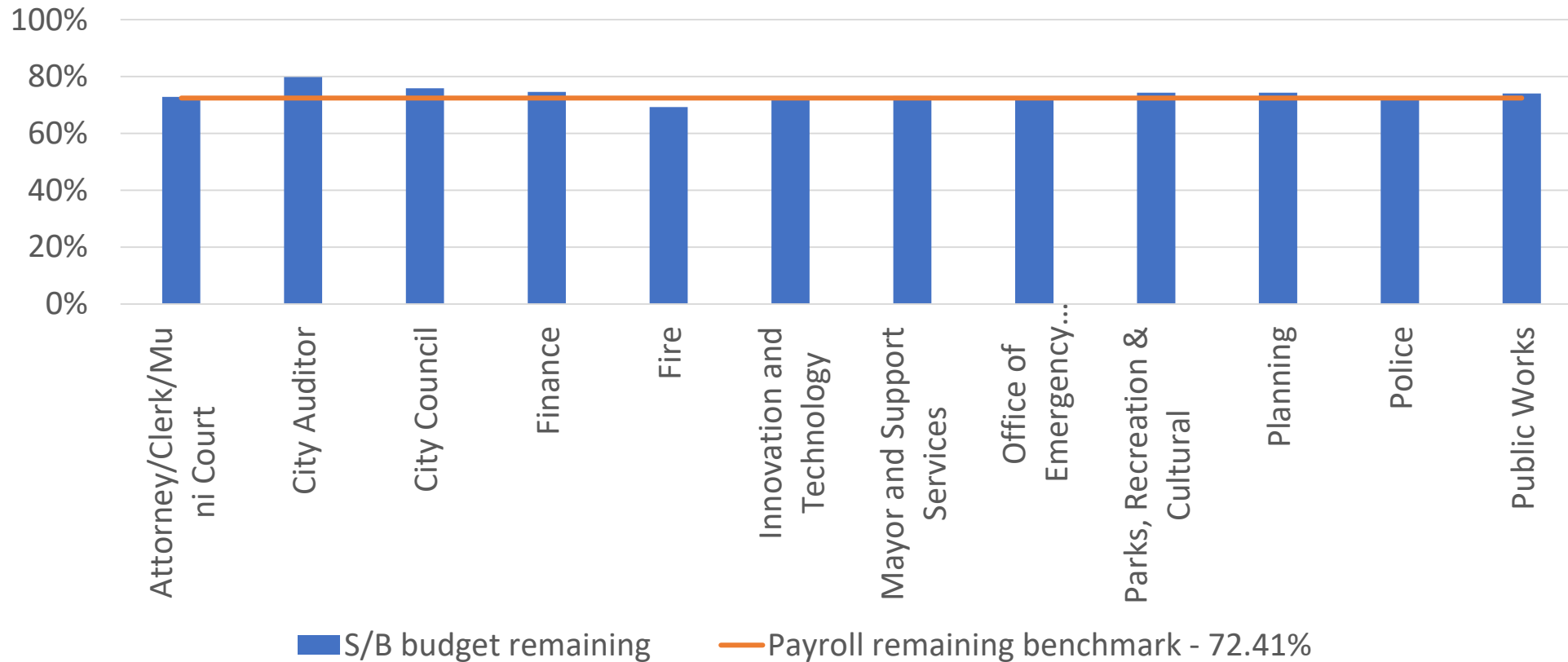
### Lodger's and Auto Rental Tax (LART) - LART Fund

<u>Month Paid to City</u>	<u>2025</u>	<u>2026</u>	<u>% Over(Under) Previous Year</u>
February	511,863	485,288	(5.19%)
March	540,101	501,658	(7.12%)
April	664,674	680,497	<u>2.38%</u>
<b>Total (Year-to-Date)</b>	<b>1,716,638</b>	<b>1,667,443</b>	(2.87%)

# General Fund Salary and Benefit Expenses



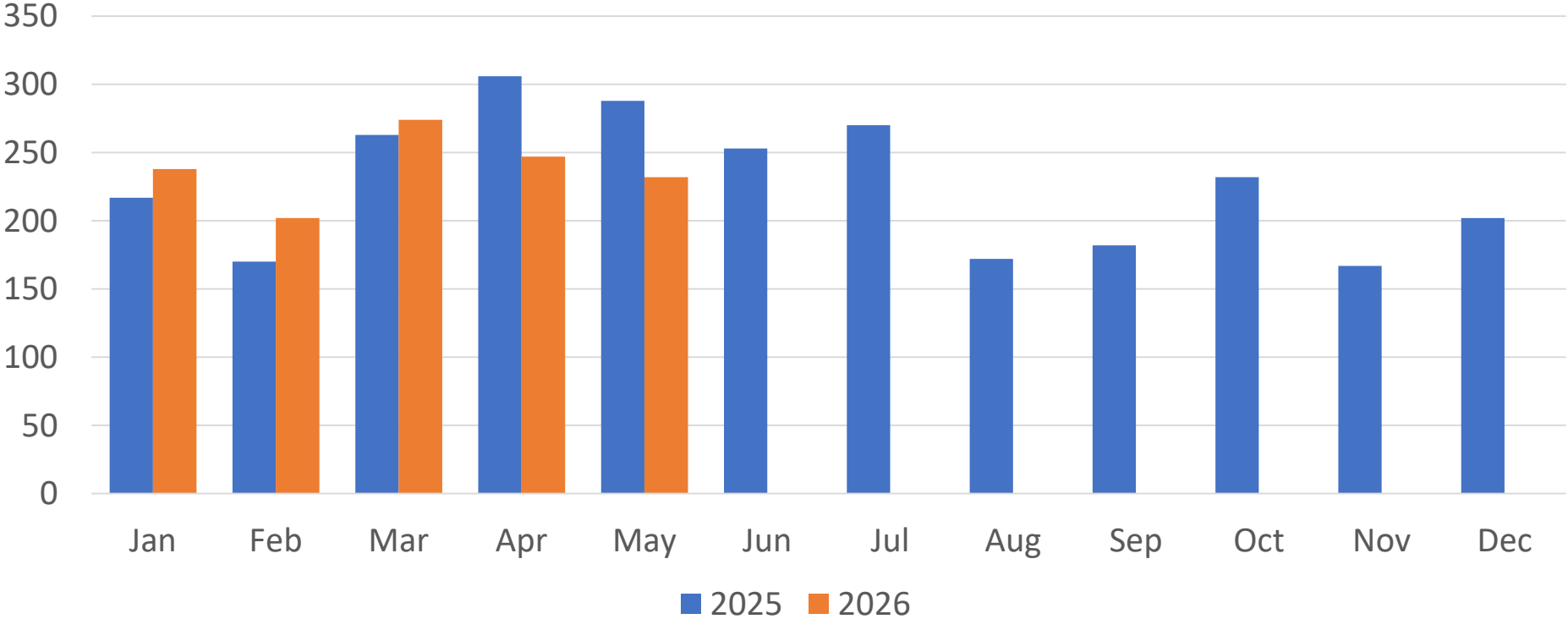
% of Salary and Benefit budget – thru 4/2026



# Economic Indicators



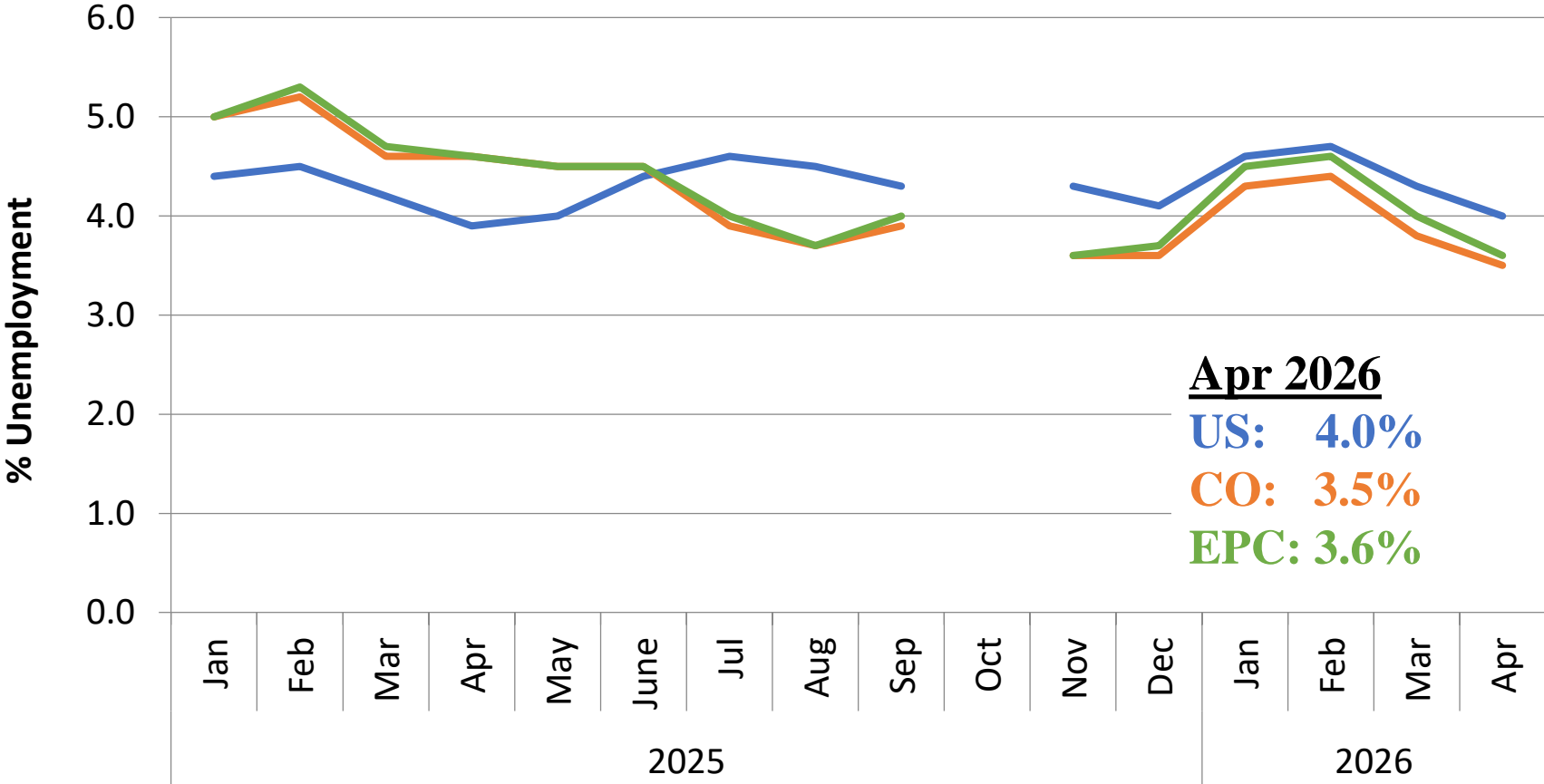
### Building Permits - Single-Family Homes



# Economic Indicators



## Unemployment Rate



**Apr 2026**

**US: 4.0%**

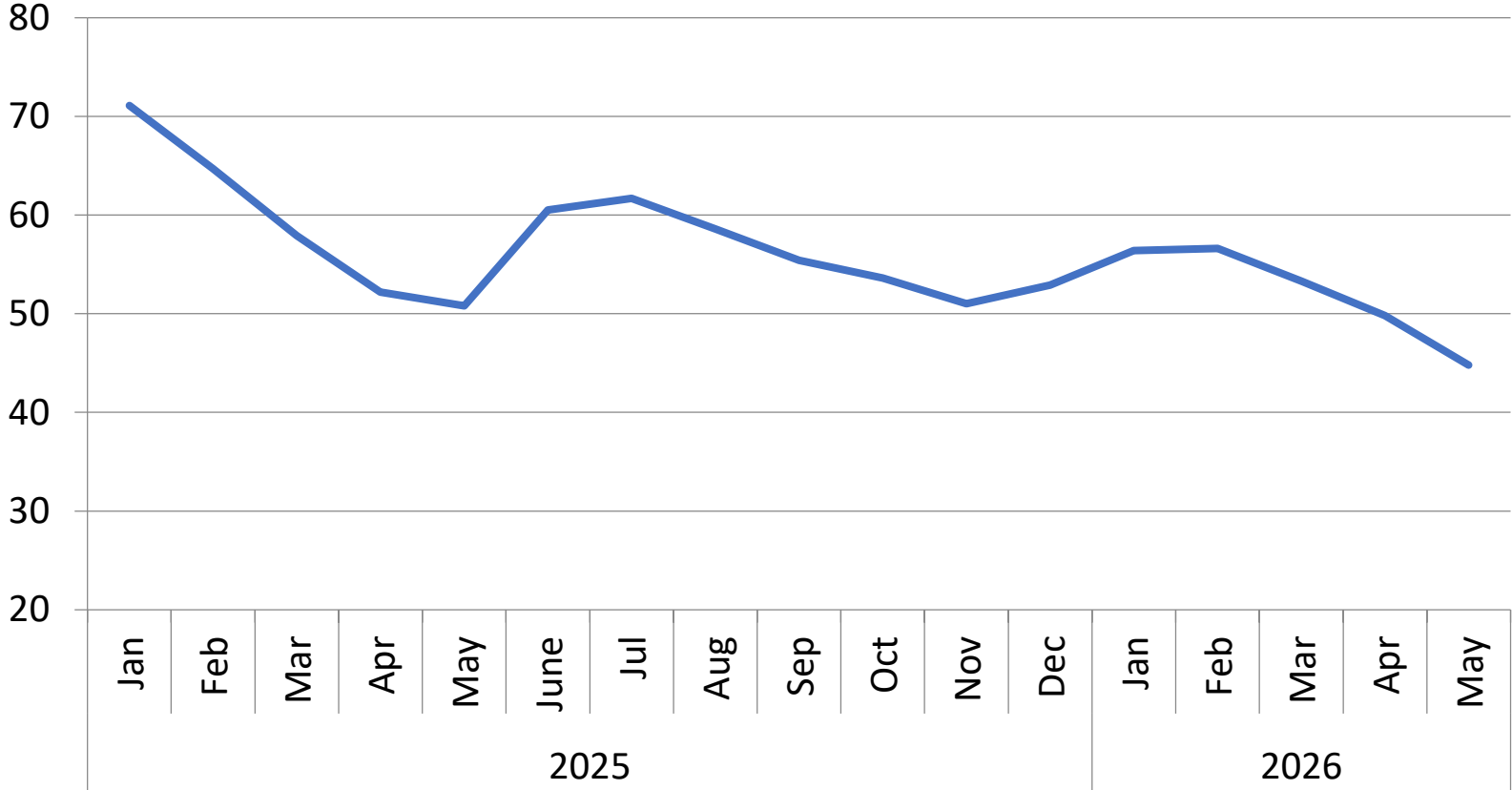
**CO: 3.5%**

**EPC: 3.6%**

# Economic Indicators



### Index of Consumer Sentiment



# 2027 Budget – Key Dates



Date	Item
Oct 5	Mayor distributes 2027 Budget
Oct 9	Review of 2027 budget document with City Council
Oct 15	City Council 2027 Budget Work Session
Oct 26	Public Hearing on 2027 Budget
Oct 29	City Council 2027 Budget Markup Session
Nov 10	1 <sup>st</sup> Reading 2027 Budget Appropriation Ordinance
Nov 24	2nd Reading 2027 Budget Appropriation Ordinance