



The Home Depot Special Order Quote

Customer Agreement #: H1510-215947

Printed Date: 4/2/2022

4/2/2022
(Signature)

Customer: NANCY SCOTT

Address: 1339 NORTH NEVADA AVE
COLORADO SPRINGS, CO
80903

Phone 1: 719-246-7867

Phone 2: 719-246-7867

Email: NANCYNEWHEART@OUTLOOK.COM

Store: 1510

Associate: MARK

Address: 7120 N ACADEMY BLVD
COLORADO SPRINGS, CO
80920

Phone: 719-531-6400

Pre-Savings Total: \$8,309.07


Total Savings: (\$0.00)

Pre-Tax Price: \$8,309.07

All prices are subject to change. Customer is responsible for verifying product selections. The Home Depot will not accept returns for the below products.



Catalog Version 262



Call Width = 6/0, Call Height = 6/8,
Frame Width = 74.1875, Frame
Height = 81.625

Line Number	Item Summary	Was Price	Now Price	Quantity	Total Savings	Total Price
100-1	Exterior Fiberglass Double Entry Door 74.1875 x 81.625 Smooth-Star 3/4 Lite 1 Panel	\$2,790.79	\$2,790.79	1	\$0.00	\$2,790.79
Unit 100 Total:		\$2,790.79	\$2,790.79		\$0.00	\$2,790.79

Begin Line 100 Description

---- Line 100-1 ----

Exterior Fiberglass Double Entry Door 74.1875 x 81.625
Call Width = 6/0, Call Height = 6/8, Frame Width = 74.1875, Frame Height = 81.625
Customize a stock door style that is in the store?
= No, Fire Rating = No
Hanging = Left Hand Inswing (2A)

Glass Layout = 3/4 Lite, Material = Smooth-Star,
Panel Design = 3/4 Lite 1 Panel, Glass Size = 22x47, Glass Type = Mini Blinds, Grille Style = None, Glass Style = Blinds Raise/Tilt No Grid, Low-E = Yes, Caming Option = None, Model = S682-RTLE, Energy Star Rated = Yes
Prefinish Options = No Prefinishing, Stain Kit = No
Jamb Depth = 6 9/16", Jamb Material = Primed, Jamb Machining = None, Sill Type = Composite Adjustable, Sill Finish = Bronze, Weather Protection = No, Protective Sill Cover = Yes, Weatherstrip Option = Compression Bronze
Lock System Type = Lock Prep Only - No
Hardware, Door Bore = No Bore, Hinge_Finish = Oil-Rubbed Bronze (US10B), Hinge_Type = Self-Aligning Ball-Bearing, Hinge_Shape = 5/8" Radius x Square LH, Astragal = Paintable Astragal, Door Protection Cover = No

Exterior Casing = None
Door U-Factor = 0.27, Door Solar Heat Gain Coefficient = 0.15
Room Location =
SKU = 622653, Vendor Number = 60549142, Vendor Name = OrePac, Customer Service Number = 877-467-3722, Catalog Version Date = 03/28/2022

End Line 100 Description



Call Width = 3/0, Call Height = 6/8,
Frame Width = 37.5, Frame Height =
81.625

Line Number	Item Summary	Was Price	Now Price	Quantity	Total Savings	Total Price
200-1	Exterior Fiberglass Entry Door 37.5 x 81.625 Smooth-Star 3/4 Lite 1 Panel	\$1,170.72	\$1,170.72	1	\$0.00	\$1,170.72
Unit 200 Total:		\$1,170.72	\$1,170.72		\$0.00	\$1,170.72

Begin Line 200 Description

---- Line 200-1 ----

Exterior Fiberglass Entry Door 37.5 x 81.625
Call Width = 3/0, Call Height = 6/8, Frame Width =
37.5, Frame Height = 81.625
Customize a stock door style that is in the store?
= No, Fire Rating = No
Handing = Right Hand Inswing (1B)

Glass Layout = 3/4 Lite, Material = Smooth-Star,
Panel Design = 3/4 Lite 1 Panel, Glass Size =
22x47, Glass Type = Mini Blinds, Grille Style =
None, Glass Style = Blinds Raise/Tilt No Grid, Low-
E = Yes, Caming Option = None, Model = S682-
RTLE, Energy Star Rated = Yes
Prefinish Options = No Prefinishing, Stain Kit = No
Jamb Depth = 6 9/16", Jamb Material = Primed,
Jamb Machining = None, Sill Type = Basic
Composite Adjustable, Sill Finish = Bronze,
Weather Protection = No, Protective Sill Cover =
Yes, Weatherstrip Option = Compression Bronze
Lock System Type = Lock Prep Only - No
Hardware, Door Bore = No Bore, Hinge_Finish =
Oil-Rubbed Bronze (US10B), Hinge_Type = Self-
Aligning Ball-Bearing, Hinge_Shape = 5/8" Radius
x Square RH, Door Protection Cover = No

Exterior Casing = None
Door U-Factor = 0.27, Door Solar Heat Gain
Coefficient = 0.15
Room Location =
SKU = 622653, Vendor Number = 60549142,
Vendor Name = OrePac, Customer Service
Number = 877-467-3722, Catalog Version Date =
03/28/2022

End Line 200 Description

Jamb width = 6 9/16",
Extension Jamb Shipped Loose = Extension Jamb
Factory Applied
Rating = PG 25,
Sill Nosing = 2" Sill Nosing,

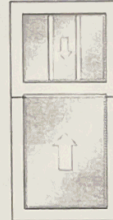

SDL Finish = Primed Wood, ✓
Grid Pattern = Colonial,

Unit 1 Glass 1: None
Unit 1 Glass 2: 7/8" Putty SDL w/Perm Wood,
Unit 1 Glass 2: Colonial,
Unit 1 Glass 2: 3W1H

End Line 400 Description

Jamb Machining = None, Sill Type = Composite Adjustable, Sill Finish = Bronze, Weather Protection = No, Protective Sill Cover = Yes, Weatherstrip Option = Compression Bronze Lock System Type = Lock Prep Only - No Hardware, Door Bore = No Bore, Hinge_Finish = Oil-Rubbed Bronze (US10B), Hinge_Type = Self-Aligning Ball-Bearing, Hinge_Shape = 5/8" Radius x Square LH, Door Protection Cover = No

End Line 300 Description



Frame Width = 23 1/4"
Frame Height = 47 1/4"
Sash Split = Cottage

Line Number	Item Summary	Was Price	Now Price	Quantity	Total Savings	Total Price
400-1	23.25-in x 47.25-in JELD-WEN Wood W-2500 Double Hung	\$839.00	\$839.00	1	\$0.00	\$839.00
Unit 400 Total:		\$839.00	\$839.00		\$0.00	\$839.00

Begin Line 400 Description

---- Line 400-1 ----

Wood W-2500,
Double Hung,
,
23.25 x 47.25
ProductTileBackendName =
Assembly = Full Unit,
Exterior Trim Type = Brickmould,
Exterior Trim Options = Sill Nosing & Casing
Loose,
Regional Compliance = US National-WDMA/ASTM
Vent Division = Cottage,
Order By = Rough Opening Size,
Rough Opening Width = Custom Size,
Custom Rough Opening Width = 24,
Rough Opening Height = Custom Size,
Custom Rough Opening Height = 48,
Bottom Vent Height = 29.625
Species = Auralast Pine,
Interior Finish Type = Painted,
Finish - Interior = Primed,
Finish - Exterior = Primed,
Sash to Match Exterior Finish = Yes,
Finish - Sash (Exterior) = Primed
Jamb Width = 6 9/16",
Extension Jamb Shipped Loose = Extension Jamb
Factory Applied
Rating = PG 25,
Sill Nosing = 2" Sill Nosing,


Sill Horns = Extended Sill Horns,
Sill Horn Length = 6,
Prep for Stool = No,
Kerf Jamb = No Kerf
Hardware Finish - Interior = Gloss Black,
Number of Locks = 1,
Screen Options = Aluminum Mesh (Silver),
Screen Finish = Mesa Red
Energy Efficiency = Standard,
STC / OITC Rating = Standard,
Glazing = Insulated,
Low-E Options = SunResist with HeatSave,
Glass Color = SunResist with HeatSave,
Glass Type = Annealed,
Neat Glass = No,
Glass Thickness = Standard Default Thickness,
Protective Film = No Protective Film,
Spacer Color = Silver Spacer,
Glass Options = High Altitude
Grid Type = 7/8" Putty SDL w/Perm Wood,
Interior Bar Profile = Traditional Bead Bar,
Location for Grid = Top Lite(s) Only,
Grid Finish = Silver Shadow Bar,
SDL Finish = Primed Wood,
Grid Pattern = Colonial,

Lites Wide - Top = 3,
Lites High - Top = 1
Certification = None,
Jambliner = White Jambliner,
Jamb Liner Options = Compression Jambliner,
Sill Stop = Sill Stop Applied,
Sash Limiter = Window Opening Control Device
ASTM F2090 Compliant,
Finger Plows = Plow in Bottom Rail/None in Top
U-Factor = 0.28,
Solar Heat Gain Coefficient = 0.18,
Visible Light Transmittance = 0.41,
Condensation Resistance = 43,
CPD# = JEL-N-578-01927-00002,
Energy Star Qualified = North-Central; South-
Central; Southern
Room Location = Not Specified,
Is This a Remake = No,
Specific Information = Not Specified
Manufacturer = JELD-WEN, Rantoul(IL),
Contact Number = 1-800-246-9131 Option 2,
Catalog Version Date = 01/17/2022,
Catalog Version = 22.1.1.2
Unit 1 Glass 1: None
Unit 1 Glass 2: 7/8" Putty SDL w/Perm Wood,
Unit 1 Glass 2: Colonial,
Unit 1 Glass 2: 3W1H

End Line 400 Description



Catalog Version 113



Overall Frame Width = 47 1/4"
Overall Frame Height = 47 1/4"
A1: Sash Split = Cottage
B1: Sash Split = Cottage

Line Number	Item Summary	Was Price	Now Price	Quantity	Total Savings	Total Price
500-1	47.25-in x 47.25-in JELD-WEN Wood W-2500 2 Double Hung	\$1,642.06	\$1,642.06	1	\$0.00	\$1,642.06
Unit 500 Total:		\$1,642.06	\$1,642.06		\$0.00	\$1,642.06

Begin Line 500 Description

---- Line 500-1 ----

Wood W-2500,
Double Hung,
,
47.25 x 47.25
ProductTileBackendName =
Unit Grid Pattern = Colonial,
Unit Lites Wide - Top = 3,
Unit Lites High - Top = 1
Unit Sill Stop = Sill Stop Applied
Unit U-Factor = 0.28,
Unit Solar Heat Gain Coefficient = 0.18,
Unit Visible Light Transmittance = 0.41,
Unit Condensation Resistance = 43,
Unit CPD# = JEL-N-578-01927-00002,
Unit Energy Star Qualified = North-Central; South-Central; Southern
Room Location = Not Specified,
Is This a Remake = No,
Specific Information = Not Specified
Manufacturer = JELD-WEN, Rantoul(IL),
Contact Number = 1-800-246-9131 Option 2,
Catalog Version Date = 01/17/2022,
Catalog Version = 22.1.1.2
Unit 1 Glass 1, 2 Glass 1: None
Unit 1 Glass 2, 2 Glass 2: 7/8" Putty SDL w/Perm Wood,
Unit 1 Glass 2, 2 Glass 2: Colonial,
Unit 1 Glass 2, 2 Glass 2: 3W1H
Assembly = Full Unit,
Exterior Trim Type = Brickmould,

Exterior Trim Options = Sill Nosing & Casing Loose,
Regional Compliance = Non-Certified,
Overall Vent Division = Cottage, ✓
Overall Order By = Rough Opening Size,
Overall Rough Opening Width = Custom Size,
Overall Custom Rough Opening Width = 48, ✓
Overall Rough Opening Height = Custom Size,
Overall Custom Rough Opening Height = 48, ✓
Overall Bottom Vent Height = 29.625,
Species = Auralast Pine,
Interior Finish Type = Painted,
Finish - Interior = Primed, ✓
Finish - Exterior = Primed, ✓
Sash to Match Exterior Finish = Yes, ✓
Finish - Sash (Exterior) = Primed ✓
Jamb Width = 6 9/16",
Extension Jamb Shipped Loose = Extension Jamb Factory Applied
Rating = No Rating,
Sill Nosing = 2" Sill Nosing,
Sill Horns = Extended Sill Horns,
Sill Horn Length = 6,
Prep for Stool = No,
Kerf Jamb = No Kerf
Hardware Finish - Interior = Gloss Black,
Storm/Screen Combo = No Combo,
Screen Options = Aluminum Mesh (Silver),
Screen Finish = Mesa Red

Energy Efficiency = Standard,
STC / OITC Rating = Standard,
Glazing = Insulated,
Low-E Options = SunResist with HeatSave,
Glass Color = SunResist with HeatSave,
Glass Type = Annealed,
Neat Glass = No,
Glass Thickness = Standard Default Thickness,
Protective Film = No Protective Film,
Spacer Color = Silver Spacer, ✓
Glass Options = High Altitude
Add Grilles? = Yes,
Grid Type = 7/8" Putty SDL w/Perm Wood,
Interior Bar Profile = Traditional Bead Bar,
Location for Grid = Top Lite(s) Only,
Grid Finish = Silver Shadow Bar,
SDL Finish = Primed Wood,
Grid Pattern = Define Pattern Separately
Mull Assembly = Flat Mull,
Certification = None,
Jambliner = White Jambliner,
Jamb Liner Filler/Cover = Compression Jambliner,
Sash Limiter = Window Opening Control Device
ASTM F2090 Compliant,
Finger Plows = Plow in Bottom Rail/None in Top Vertical,
Factory,
0" thick, 47.25" length

End Line 500 Description