

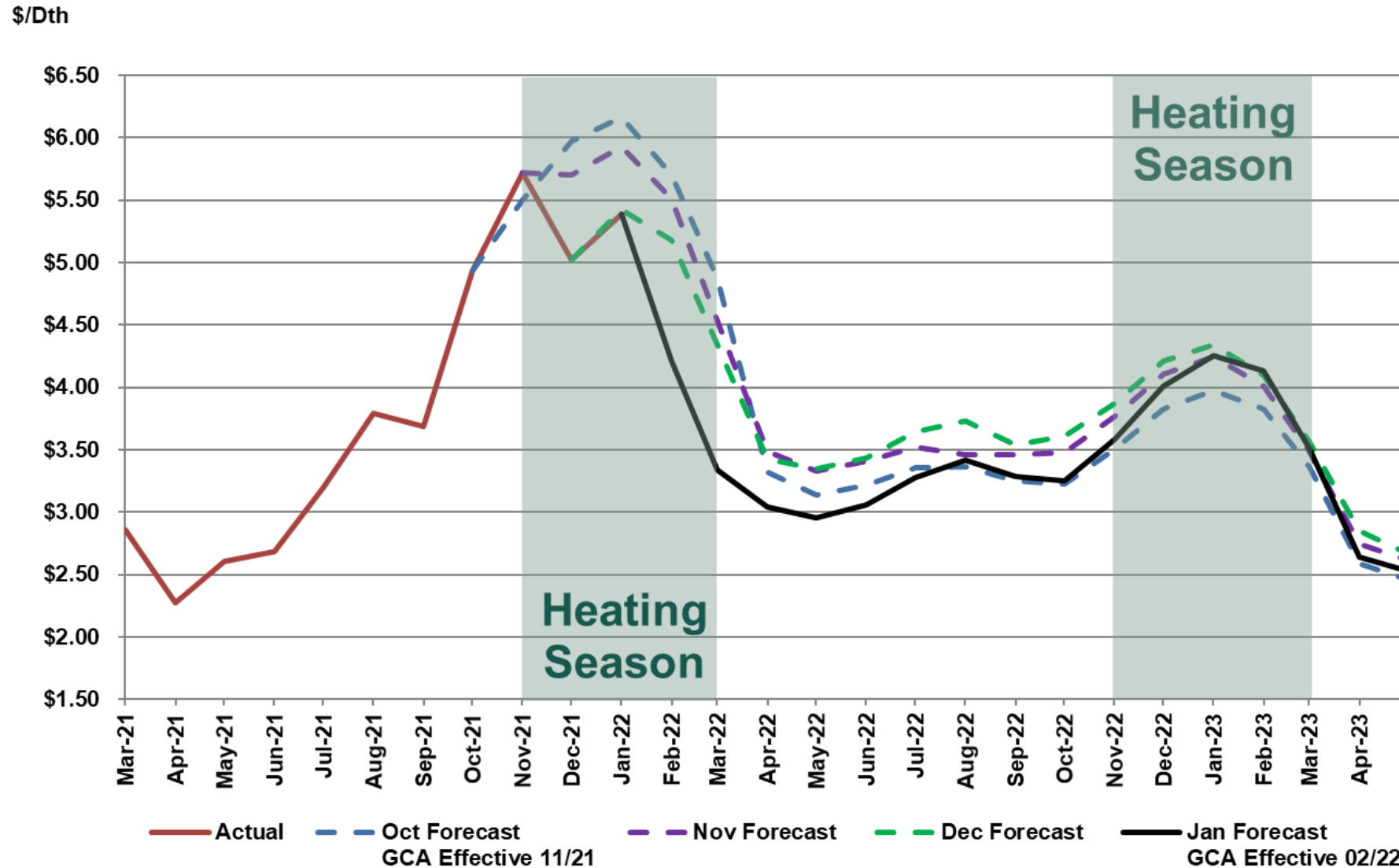


Colorado Springs Utilities
It's how we're all connected

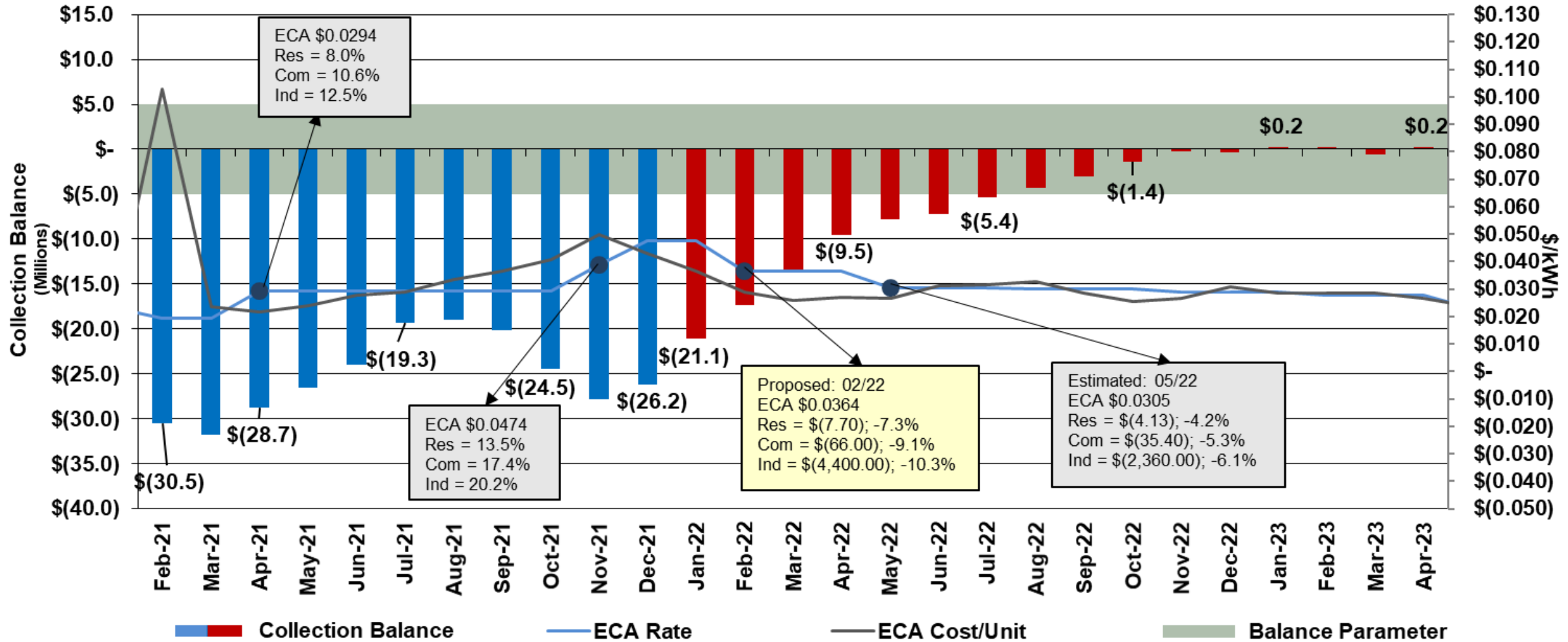
Electric Cost Adjustment Gas Cost Adjustment

January 25, 2022

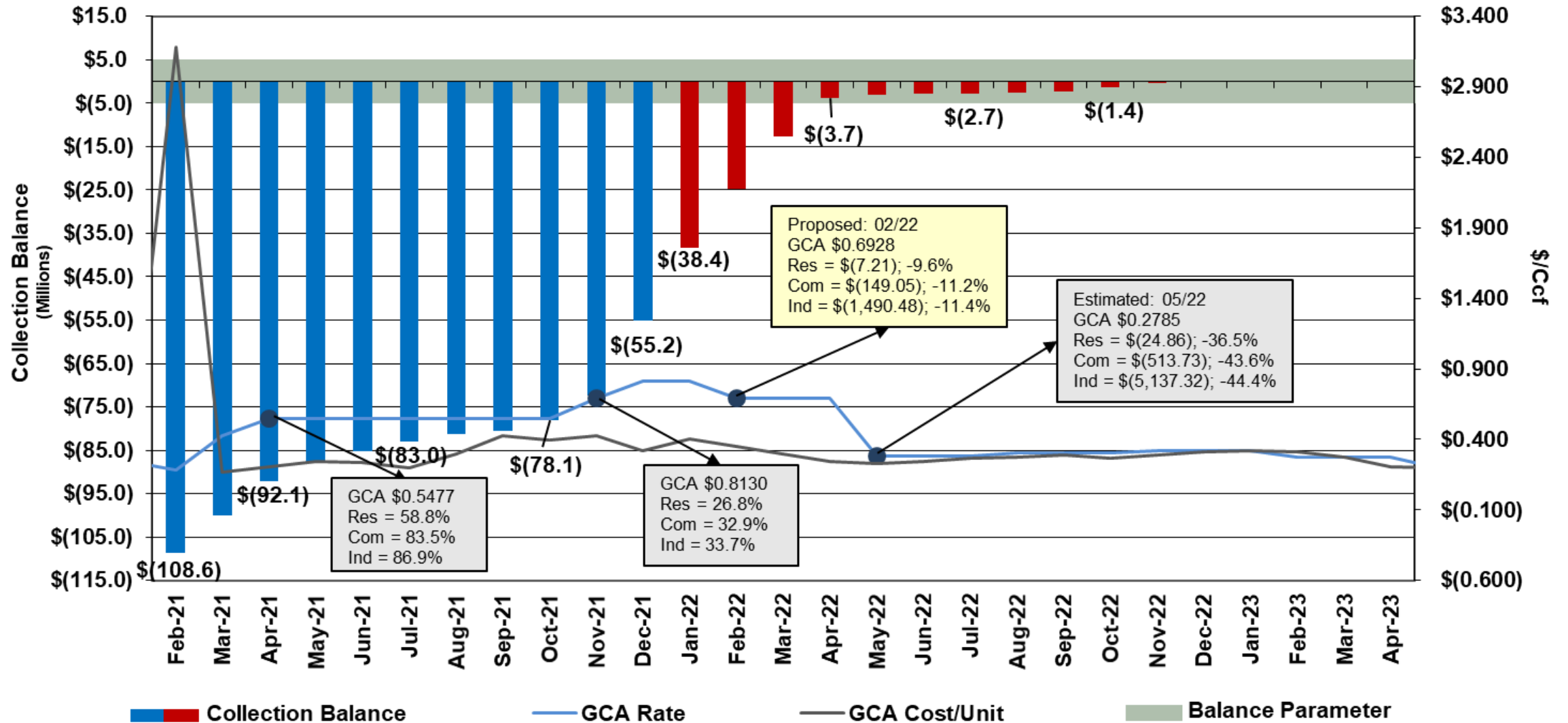
Natural Gas Prices as of December 31, 2021



ECA Projections January 2022



GCA Projections January 2022



Sample Bill Impact

Proposed February Rate Action

Line No.	Rate Class	Current Effective	Proposed	Proposed Increase/ (Decrease)	% Change
<u>(a)</u>	<u>(b)</u>	<u>(c)</u>	<u>(d)</u>	<u>(e)</u> <u>(d) - (c)</u>	<u>(f)</u> <u>(e) / (c)</u>
1	Residential				
2	Electric	\$ 105.82	\$ 98.12	\$ (7.70)	-7.3%
3	Gas	75.33	68.12	(7.21)	-9.6%
4	Water	74.93	74.93	-	0.0%
5	Wastewater	33.38	33.38	-	0.0%
6	Total	\$ 289.46	\$ 274.55	\$ (14.91)	-5.2%
7	Commercial				
8	Electric	\$ 728.83	\$ 662.83	\$ (66.00)	-9.1%
9	Gas	1,327.69	1,178.64	(149.05)	-11.2%
10	Water	231.21	231.21	-	0.0%
11	Wastewater	116.26	116.26	-	0.0%
12	Total	\$ 2,403.99	\$ 2,188.94	\$ (215.05)	-8.9%
13	Industrial				
14	Electric	\$ 42,819.34	\$ 38,419.34	\$ (4,400.00)	-10.3%
15	Gas	13,064.66	11,574.18	(1,490.48)	-11.4%
16	Water	3,027.71	3,027.71	-	0.0%
17	Wastewater	1,455.76	1,455.76	-	0.0%
18	Total	\$ 60,367.47	\$ 54,476.99	\$ (5,890.48)	-9.8%

Sample Total Monthly Bill Reference

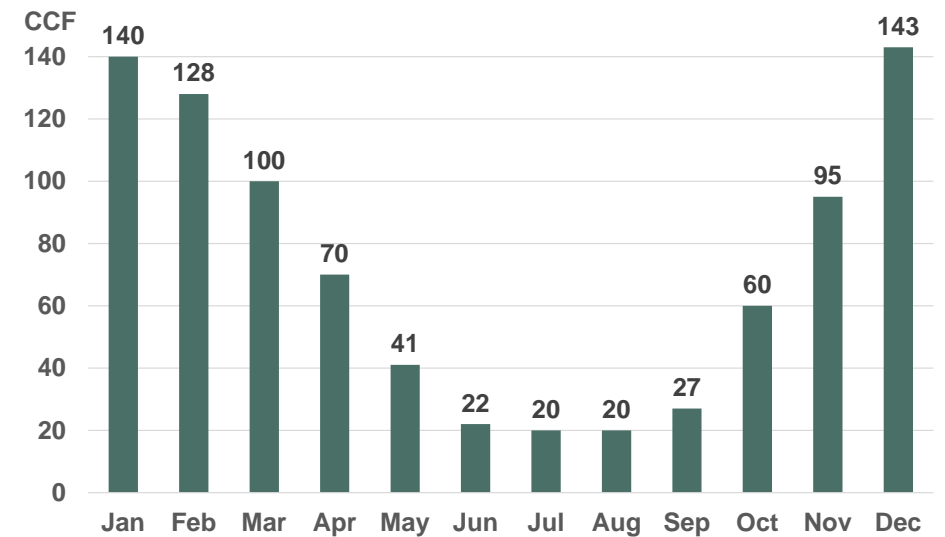
- Sample Total Monthly Bill calculations for current and proposed rates assume:
 - Residential - 30 days, 700 kWh (Electric), 60 Ccf (Natural Gas), 1,100 cf (Water Inside City Limits), and 700 cf (Wastewater Inside City Limits)
 - Commercial - 30 days, 6,000 kWh (Electric), 1,240 Ccf (Natural Gas), 3,000 cf (Water Inside City Limits), and 3,000 cf (Wastewater Inside City Limits)
 - Industrial - 30 days, 400,000 kWh and 1,000 kW (Electric), 12,400 Ccf (Natural Gas), 50,000 cf (Water Inside City Limits), and 50,000 cf (Wastewater Inside City Limits)

Residential Natural Gas Bill Impacts

Seasonal Bill Impact

	CCF	Current (Rates as of 11/15/21)	Proposed (Rates as of 02/01/22)	Proposed Increase/ (Decrease)	% Change
Sample Bill	60	\$ 75.33	\$ 68.12	\$ (7.21)	-9.6%
Average Winter (Nov-April)	113	\$ 131.45	\$ 117.87	\$ (13.58)	-10.3%
Average High Winter Month	140	\$ 160.03	\$ 143.20	\$ (16.83)	-10.5%

Average Monthly Usage



- Actual bill impacts will vary based on individual customer usage. Individualized impacts can be estimated using the bill calculator at: csu.org/bcalc/

Helping Customers Today

- Bill assistance
 - Low-Income Energy Assistance Program (LEAP)
 - Project COPE
- Payment options
 - Payment plans
 - Pick my payment date
- Contact information
 - 2-1-1 for customer assistance
 - 719-448-4800 for billing questions



[STORIES](#) [GET HELP](#) [GIVE HOPE](#) [ABOUT US](#)

[DONATE](#)

GET HELP

Project COPE provides utilities payment assistance to families and individuals struggling financially due to a personal crisis or emergency. See if you qualify.

[Get Help](#)

Long-term Assistance

- Free efficiency home upgrades
 - Home Efficiency Assistance Program (HEAP)
- Efficiency tips & education
 - Online at csu.org & changethecurrent.com
 - Conservation and Environmental Center
- Rebates
 - Clothes dryer
 - Water heater
 - Furnace
 - Smart thermostat





Colorado Springs Utilities[®]

It's how we're all connected