

RESOLUTION NO. 119-15

A RESOLUTION SETTING THE STREET LIGHTING SERVICE REVENUE REQUIREMENT FOR THE PERIOD OF JANUARY 1, 2016 THROUGH DECEMBER 31, 2016

WHEREAS, the street lighting infrastructure operated by Colorado Springs Utilities within the City of Colorado Springs (City) is part of the system of utilities owned and operated for the convenience and necessity of the citizens of the City; and

WHEREAS, section 12.9.103 of the City Code authorizes Colorado Springs Utilities to assess and collect a street lighting service charge from the Municipal Government of the City for the provision of street lighting services; and

WHEREAS, section 12.9.105 of the City Code requires Colorado Springs Utilities to prepare a Street Lighting Service Revenue Requirement setting the amount that must be recovered for the provision of street lighting services; and


WHEREAS, Colorado Springs Utilities prepared a Street Lighting Service Revenue Requirement setting the amount that must be recovered for the provision of street lighting services from January 1, 2016 through December 31, 2016 in an amount of four million, one hundred twenty-nine thousand dollars (\$4,129,000); and

WHEREAS, pursuant to section 12.9.105 of the City Code, City Council has reviewed the revenue requirement submitted by Colorado Springs Utilities and finds that the revenue requirement is reasonable and appropriate.

NOW, THEREFORE, BE IT RESOLVED BY THE CITY COUNCIL OF THE CITY OF COLORADO SPRINGS:


Section 1: The City Council hereby authorizes a Street Lighting Service Revenue Requirement for the provision of street lighting services from January 1, 2016 through December 31, 2016 in an amount of four million, one hundred twenty-nine thousand dollars (\$4,129,000).


Dated at Colorado Springs, Colorado this 24th day of November, 2015



City Council President

ATTEST:


Sarah B. Johnson, City Clerk



Colorado Springs Utilities
2016 Municipal Government Street Lighting

SCHEDULE 1
STREETLIGHT COST OF SERVICE

Line No.	Description	Municipal Government Street Lighting by Resolution	Electric Service Street Lighting	Total Street Lighting	Allocation Factor
(a)	(b)	(c)	(d)	(e)	(f)
1	Functional Expenditures				
2	Operation and Maintenance	\$ 902,774	\$ 35,115	\$ 937,889	O&M
3	Administrative and General	691,003	23,533	714,536	A&G
4	Debt Service	882,429	-	882,429	Debt Service
5	Cash Funded Capital	621,448	106,005	727,453	CFC
6	Additions to Cash	(742,257)	(6,235)	(748,491)	SL Function AC
7	Less: Revenue Credits	15,497	6,467	21,964	Rev Credit
8	Total Functional Expenditures	\$ 2,339,901	\$ 151,951	\$ 2,491,851	
9	Class (Cost Classification)				
10	Generation Non-Fuel:				
11	Energy	\$ 407,228	\$ 24,258	\$ 431,486	Energy for Load
12	Transmission:				
13	Energy	79,621	4,743	84,364	Energy for Load
14	Distribution:				
15	Substation				
16	Demand	94,262	5,615	99,877	NCP
17	Line - Primary				
18	Demand	332,225	19,790	352,015	NCP
19	Line - Secondary				
20	Demand	71,982	4,288	76,270	NCP
21	Customer	6,656	574	7,231	Cust-Pole Count
22	Electric Service, Meters, and Installation:				
23	Customer	27,788	-	27,788	Cust Count-SL 2/3
24	Customer:				
25	Customer	-	11,327	11,327	Cust-Billing
26	PILT:				
27	Energy	130,422	7,769	138,191	Energy Sales
28	Total Class (Cost Classification)	\$ 1,150,184	\$ 78,363	\$ 1,228,547	
29	Total Cost of Service	\$ 3,490,084	\$ 230,314	\$ 3,720,399	
30	Fuel	638,916	102,112	741,028	
31	Total Street Lighting	\$ 4,129,000	\$ 332,426	\$ 4,461,426	

Note: Immaterial differences may occur due to rounding.