

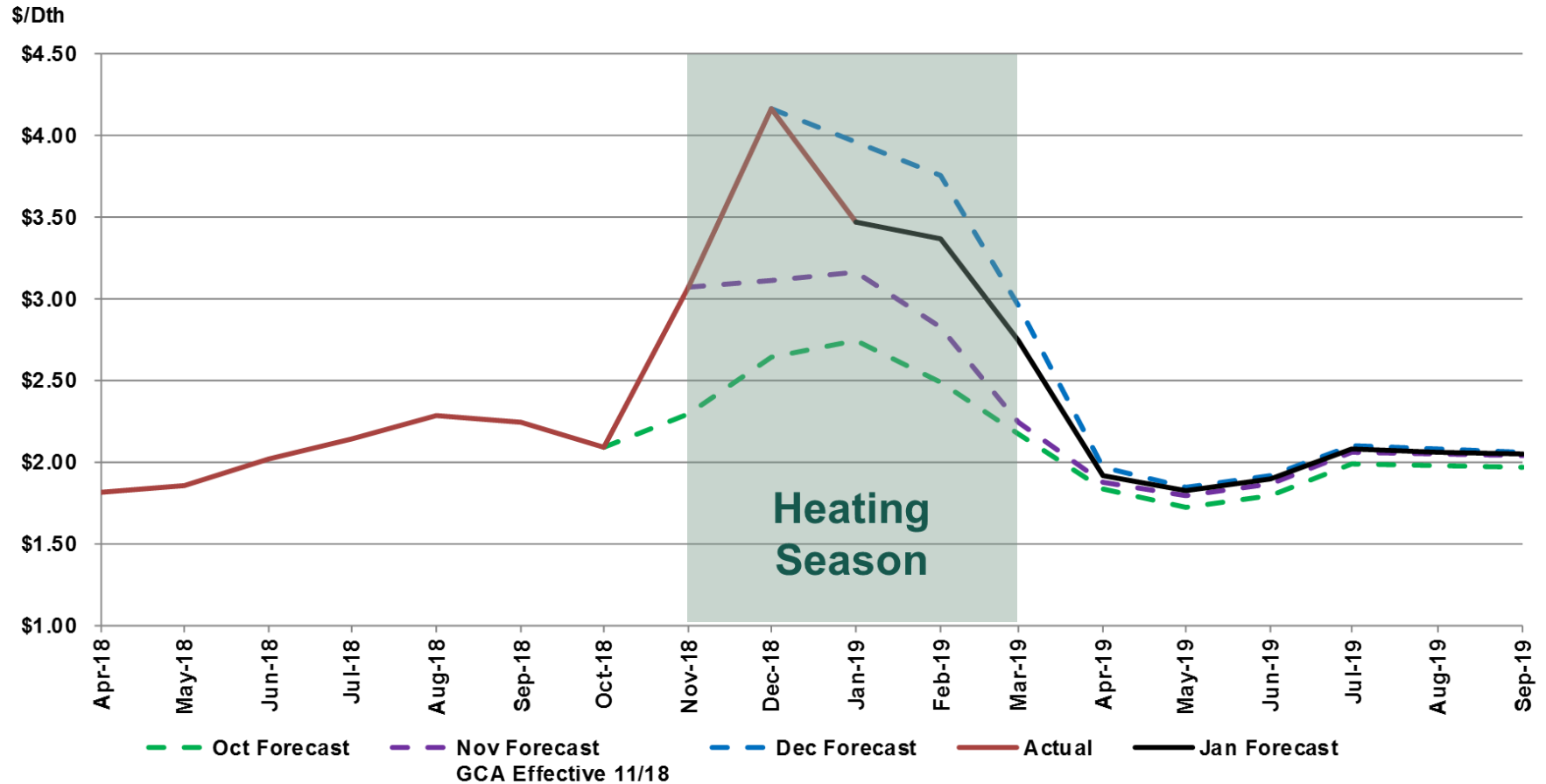


Colorado Springs Utilities
It's how we're all connected

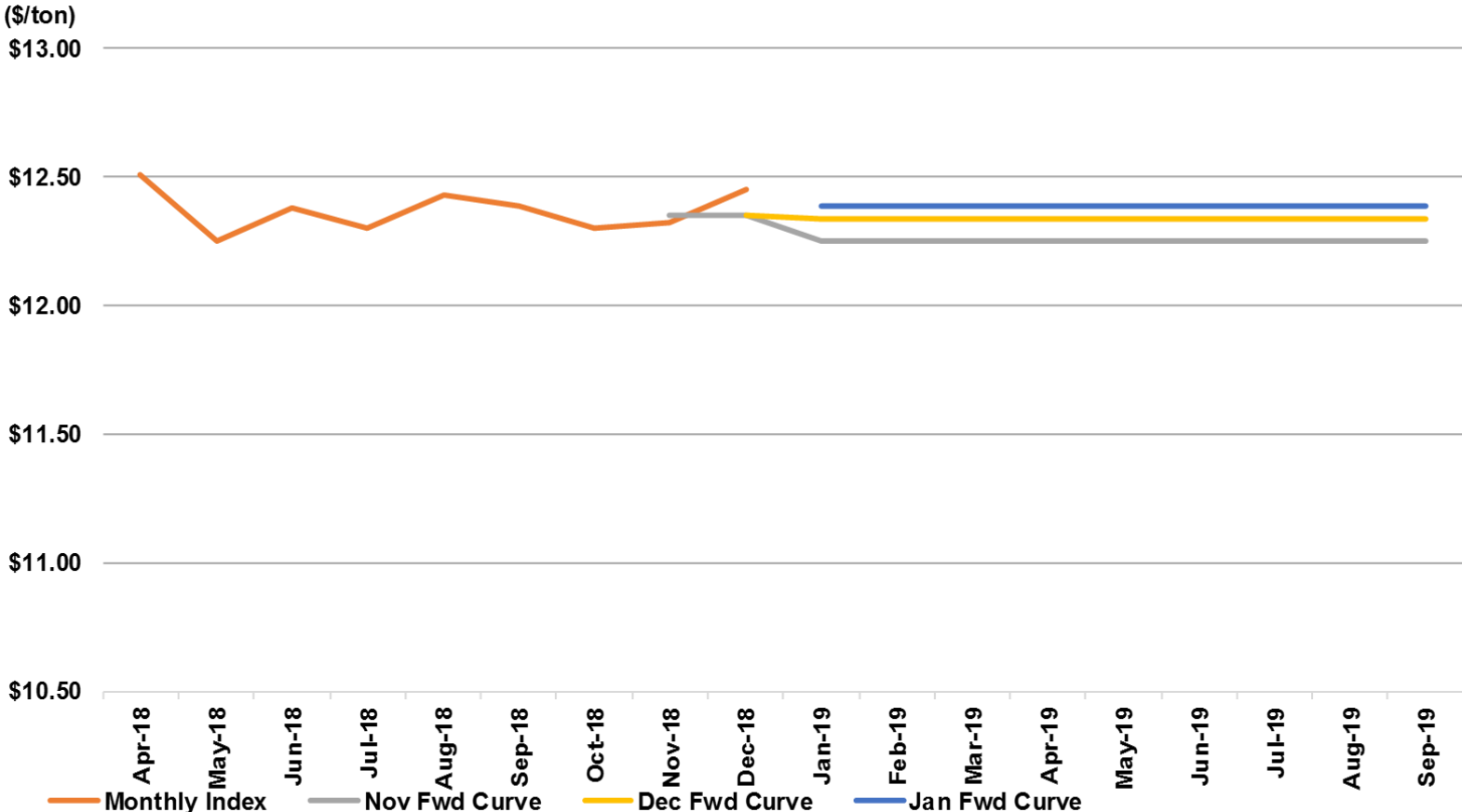
Electric Cost Adjustment Gas Cost Adjustment

January 22, 2019

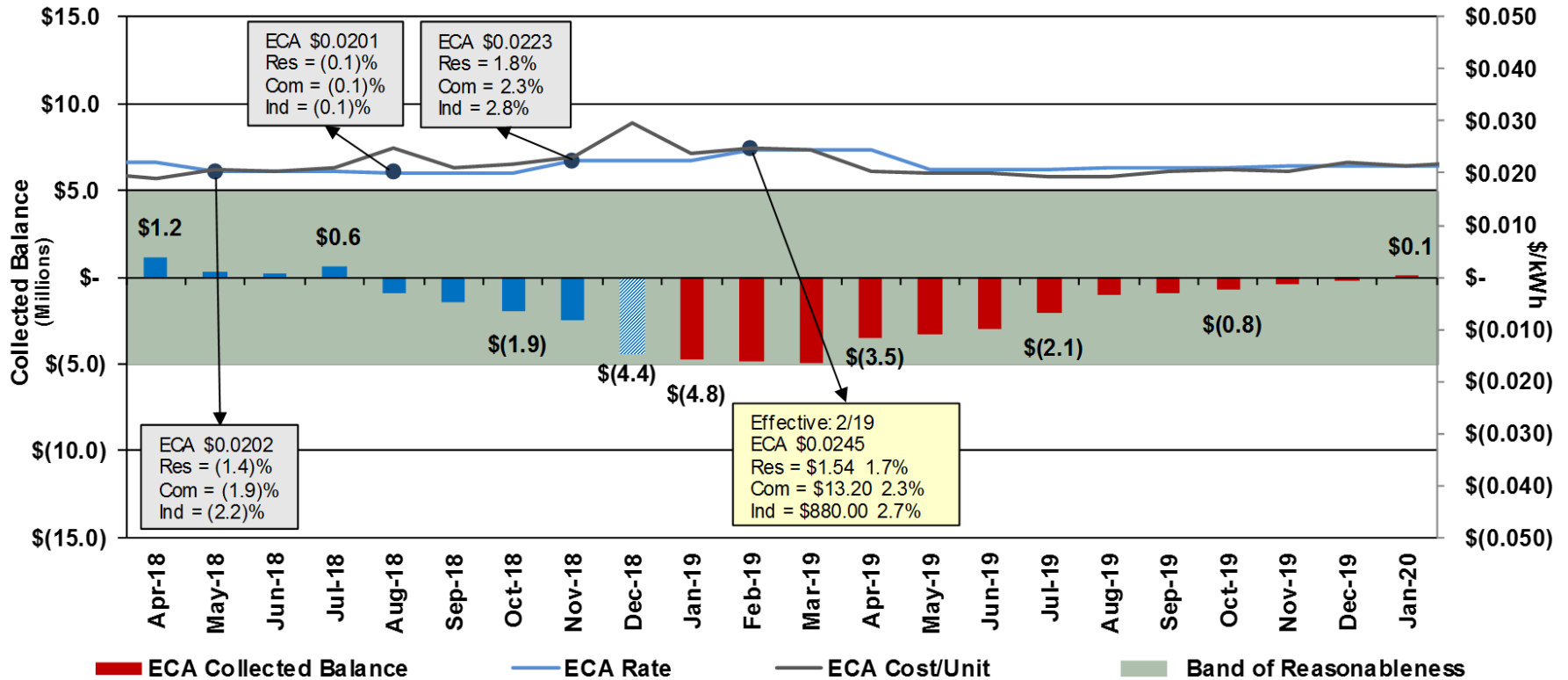
Natural Gas Prices as of January 3, 2019



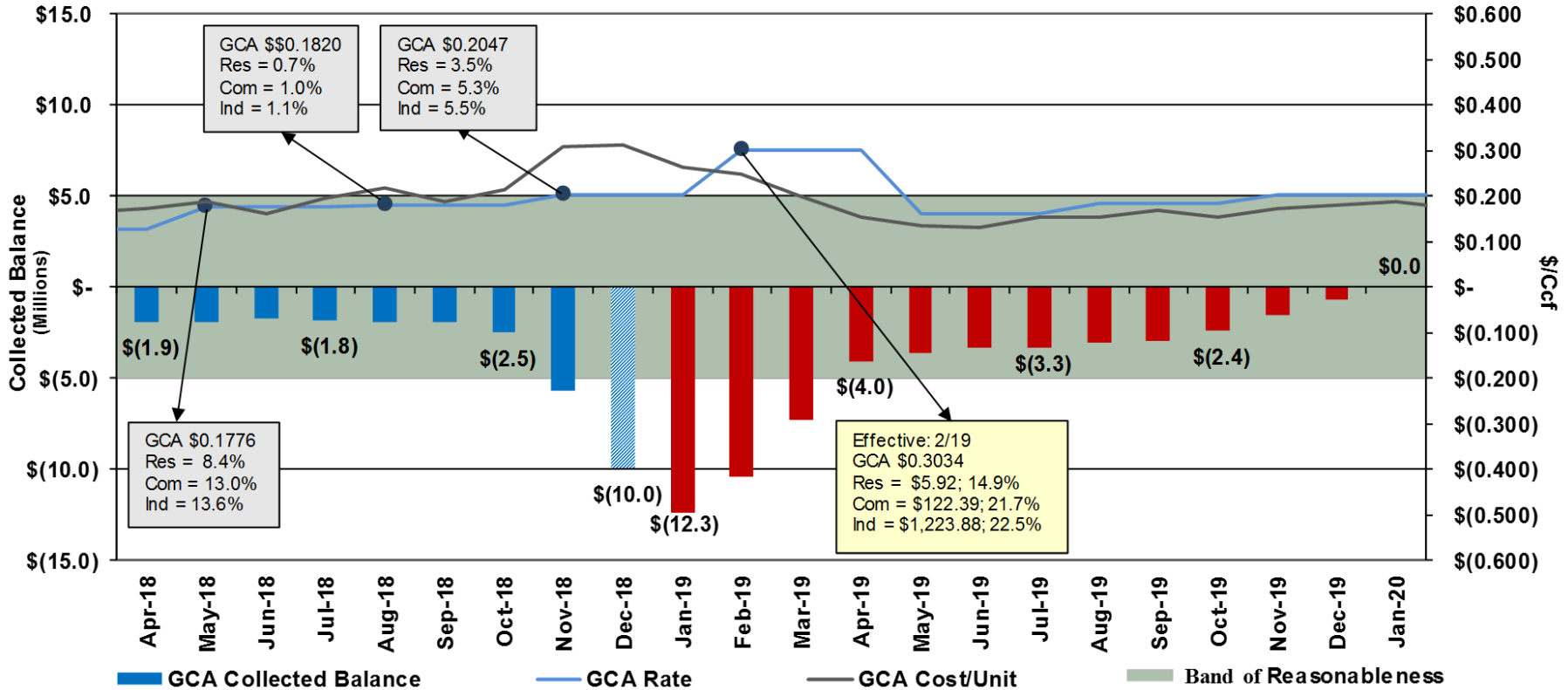
Coal Prices as of January 10, 2019



ECA Projections January 2019



GCA Projections January 2019



Typical Total Service Monthly Bill

Proposed Effective 2/1/19

Line No.	Rate Class	Current	Proposed	Proposed Increase/ (Decrease)	% Change
<u>(a)</u>	<u>(b)</u>	<u>(c)</u>	<u>(d)</u>	<u>(e)</u> <u>(d) - (c)</u>	<u>(f)</u> <u>(e) / (c)</u>
1	Residential				
2	Electric	\$ 88.60	\$ 90.14	\$ 1.54	1.7%
3	Gas	39.78	45.70	5.92	14.9%
4	Water	69.71	69.71	-	0.0%
5	Wastewater	32.89	32.89	-	0.0%
6	Total	\$ 230.98	\$ 238.44	\$ 7.46	3.2%
7	Commercial				
8	Electric	\$ 581.23	\$ 594.43	\$ 13.20	2.3%
9	Gas	564.10	686.49	122.39	21.7%
10	Water	226.88	226.88	-	0.0%
11	Wastewater	112.69	112.69	-	0.0%
12	Total	\$ 1,484.90	\$ 1,620.49	\$ 135.59	9.1%
13	Industrial				
14	Electric	\$ 32,699.34	\$ 33,579.34	\$ 880.00	2.7%
15	Gas	5,428.74	6,652.62	1,223.88	22.5%
16	Water	2,983.43	2,983.43	-	0.0%
17	Wastewater	1,400.49	1,400.49	-	0.0%
18	Total	\$ 42,512.00	\$ 44,615.88	\$ 2,103.88	4.9%



Colorado Springs Utilities[®]
It's how we're all connected