



Colorado Springs Utilities
It's how we're all connected

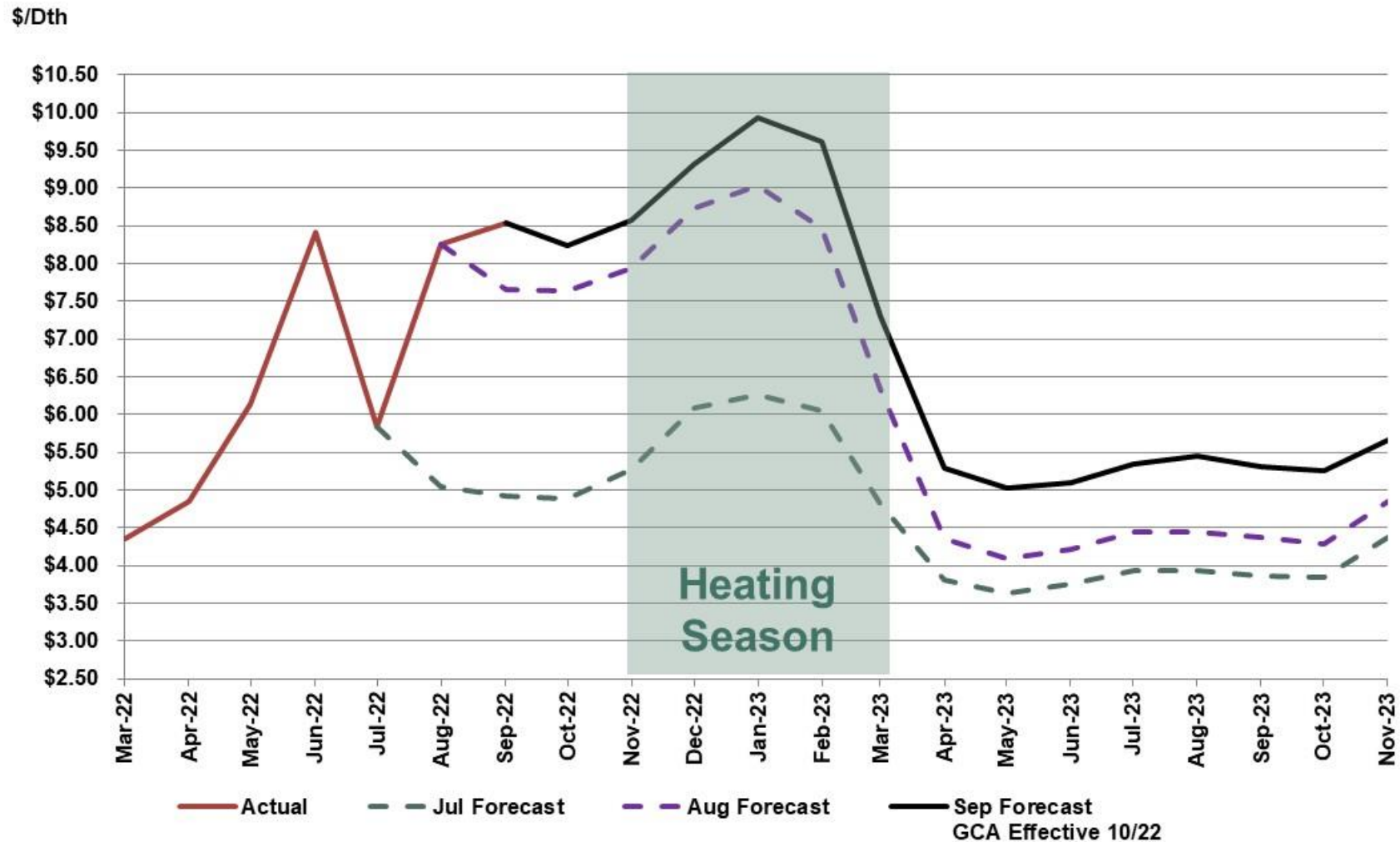
Electric Cost Adjustment

Gas Cost Adjustment

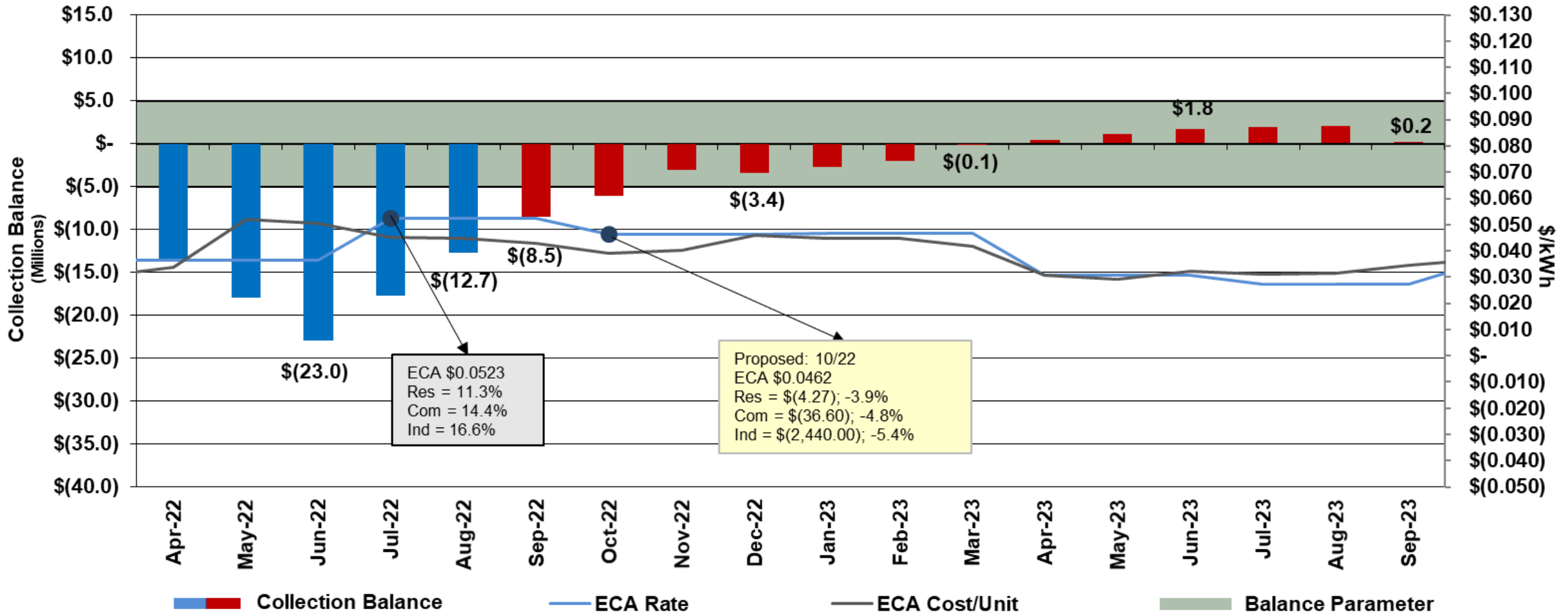
Tristan Gearhart, Chief Planning and Finance Officer

September 27, 2022

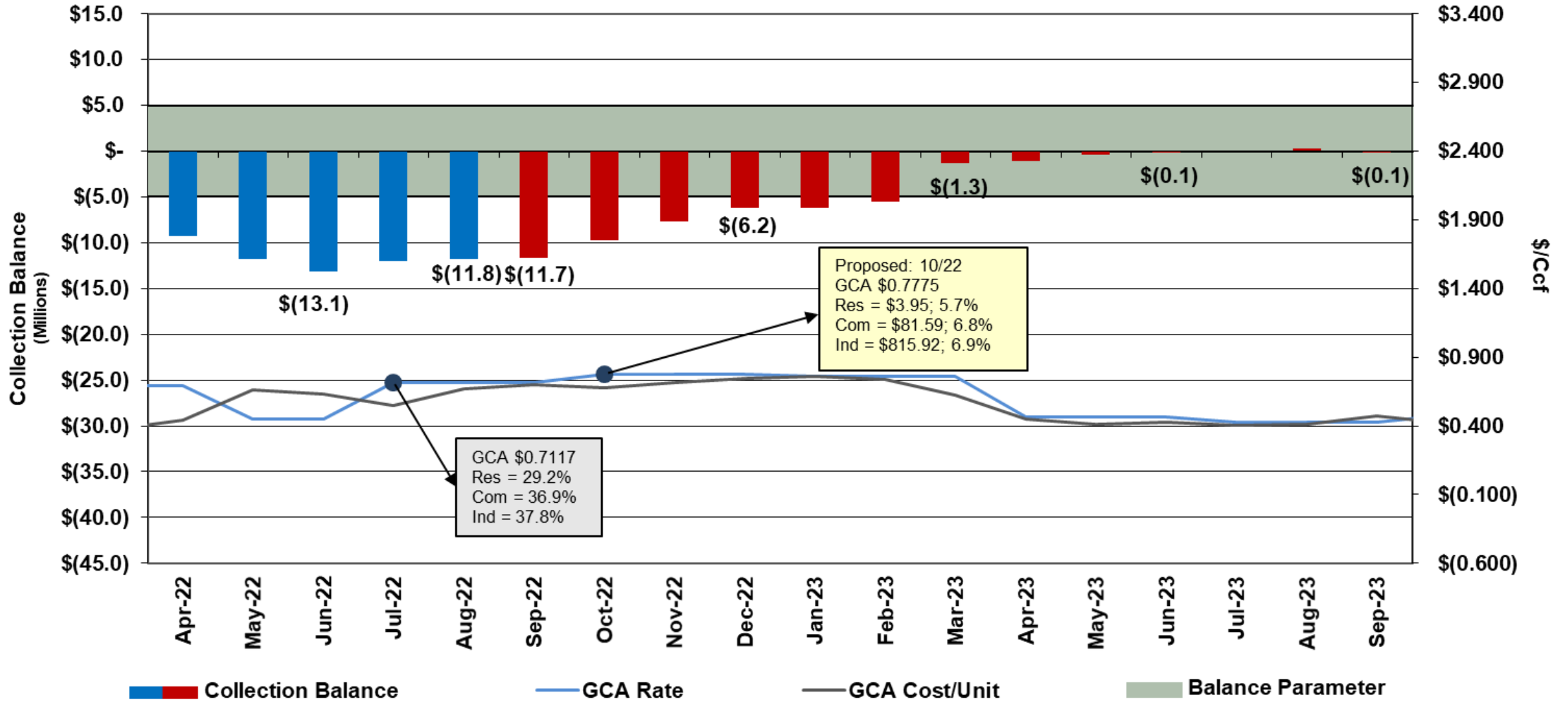
Natural Gas Prices as of September 1, 2022



ECA Projections September 2022



GCA Projections September 2022



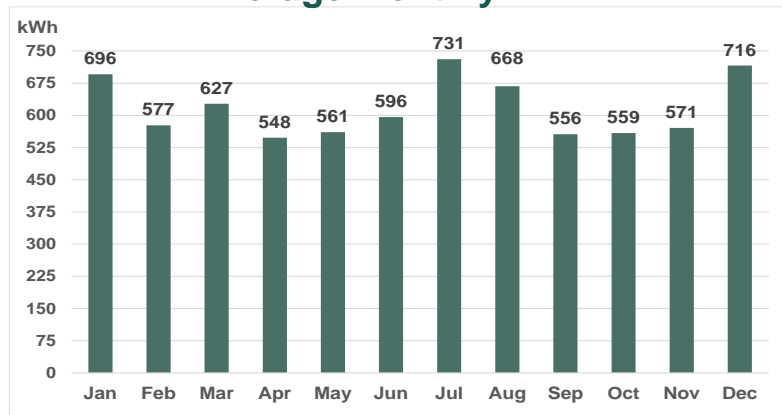
Seasonal Residential Bill Impacts

Four Service Bill Impacts

	kWh	CCF	Current Effective	Proposed (Oct-22)	Proposed Increase/ (Decrease)	% Change	Effective Nov-21 (11/21-01/22)	Increase/ (Decrease) from Nov-21	% Change from Nov-21
Sample Bill	700	60	\$ 287.33	\$ 287.01	\$ (0.32)	-0.1%	\$ 289.46	\$ (2.45)	-0.8%
Average Summer*	700	20	\$ 248.76	\$ 245.81	\$ (2.95)	-1.2%	\$ 247.10	\$ (1.29)	-0.5%
Average Winter*	700	140	\$ 364.43	\$ 369.37	\$ 4.94	1.4%	\$ 374.17	\$ (4.80)	-1.3%

* Average Summer – (Jun-Aug) / Average Winter – (Dec-Feb)

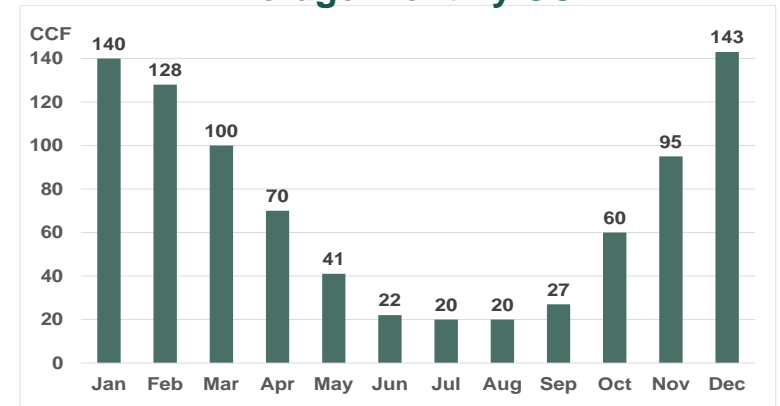
Average Monthly kWh



Actual bill impacts will vary based on individual customer usage. Individualized impacts can be estimated using the bill calculator at: csu.org/bcalc/

$$1 \text{ CCF} = 0.0815 \text{ Dth}$$

Average Monthly CCF



Sample Total Monthly Bill - Proposed Effective 10/1/22

Line No.	Rate Class	Current Effective	Proposed	Proposed Increase/ (Decrease)	% Change
<u>(a)</u>	<u>(b)</u>	<u>(c)</u>	<u>(d)</u>	<u>(e)</u> <u>(d) - (c)</u>	<u>(f)</u> <u>(e) / (c)</u>
1	Residential				
2	Electric	\$ 109.39	\$ 105.12	\$ (4.27)	-3.9%
3	Gas	69.63	73.58	3.95	5.7%
4	Water	74.93	74.93	-	0.0%
5	Wastewater	33.38	33.38	-	0.0%
6	Total	\$ 287.33	\$ 287.01	\$ (0.32)	-0.1%
7	Commercial				
8	Electric	\$ 760.63	\$ 724.03	\$ (36.60)	-4.8%
9	Gas	1,206.05	1,287.64	81.59	6.8%
10	Water	231.21	231.21	-	0.0%
11	Wastewater	116.26	116.26	-	0.0%
12	Total	\$ 2,314.15	\$ 2,359.14	\$ 44.99	1.9%
13	Industrial				
14	Electric	\$ 45,019.34	\$ 42,579.34	\$ (2,440.00)	-5.4%
15	Gas	11,848.22	12,664.14	815.92	6.9%
16	Water	3,027.71	3,027.71	-	0.0%
17	Wastewater	1,455.76	1,455.76	-	0.0%
18	Total	\$ 61,351.03	\$ 59,726.95	\$ (1,624.08)	-2.6%

Note: Specific individual customer impact can be calculated by utilizing Utilities' Bill Calculator found at www.csu.org/bcalc/

Sample Total Monthly Bill Reference

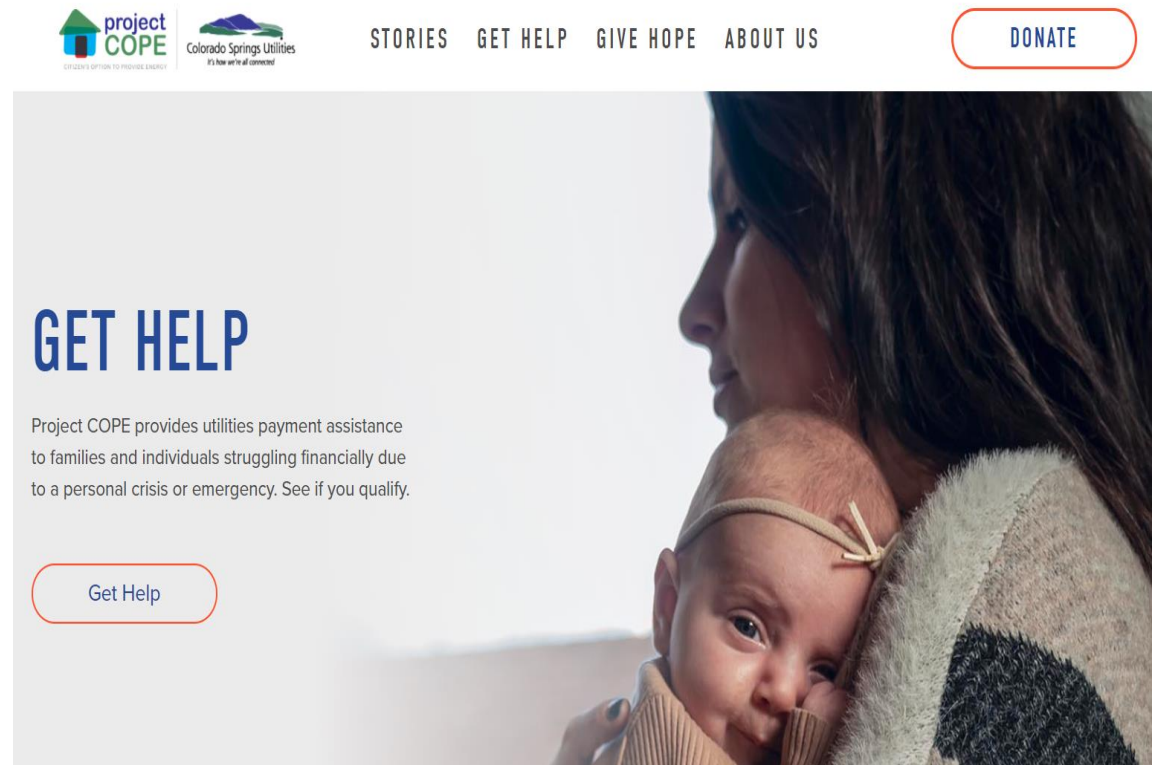
- Sample Total Monthly Bill calculations for current and proposed rates assume:
 - Residential - 30 days, 700 kWh (Electric), 60 Ccf (Natural Gas), 1,100 cf (Water Inside City Limits), and 700 cf (Wastewater Inside City Limits)
 - Commercial - 30 days, 6,000 kWh (Electric), 1,240 Ccf (Natural Gas), 3,000 cf (Water Inside City Limits), and 3,000 cf (Wastewater Inside City Limits)
 - Industrial - 30 days, 400,000 kWh and 1,000 kW (Electric), 12,400 Ccf (Natural Gas), 50,000 cf (Water Inside City Limits), and 50,000 cf (Wastewater Inside City Limits)

Sample Total Monthly Bill Reference

- Sample Total Monthly Bill calculations for current and proposed rates assume:
 - Residential - 30 days, 700 kWh (Electric), 60 Ccf (Natural Gas), 1,100 cf (Water Inside City Limits), and 700 cf (Wastewater Inside City Limits)
 - Commercial - 30 days, 6,000 kWh (Electric), 1,240 Ccf (Natural Gas), 3,000 cf (Water Inside City Limits), and 3,000 cf (Wastewater Inside City Limits)
 - Industrial - 30 days, 400,000 kWh and 1,000 kW (Electric), 12,400 Ccf (Natural Gas), 50,000 cf (Water Inside City Limits), and 50,000 cf (Wastewater Inside City Limits)

Helping Customers Today

- Bill assistance
 - Low-Income Energy Assistance Program (LEAP) Nov – Apr
 - Project COPE
- Payment options
 - Payment plans
 - Pick my payment date
- Contact information
 - 2-1-1 for customer assistance
 - 719-448-4800 for billing questions



Long-term Assistance

- Free efficiency home upgrades
 - Home Efficiency Assistance Program (HEAP)
- Efficiency tips & education
 - Online at csu.org & changethecurrent.com
 - Conservation and Environmental Center
- Rebates
 - Clothes dryer
 - Water heater
 - Furnace
 - Smart thermostat





Colorado Springs Utilities[®]

It's how we're all connected