

2013-2015 DISASTER PROGRAM

PIKES PEAK SBDC

219 CLIENTS

48% FEMALE

16% VETERAN

15% MINORITY

2,652 SESSIONS

2,986 HOURS

6 STARTS

63 JOBS

252 RETAINED

\$6.2M CAPITAL

\$288,530 SALES

\$276,850 CONTRACTS

\$4,000 MISC.

CLIENTS CONSULTED

WOMEN-OWNED BUSINESSES CONSULTED

VETERAN-OWNED BUSINESSES CONSULTED

MINORITY-OWNED BUSINESSES CONSULTED

CONSULTING SESSIONS

CONSULTING HOURS

BUSINESS STARTS

JOBS CREATED

JOBS RETAINED

CAPITAL FORMATION

SALES INCREASE

CONTRACTS AWARDED

MISCELLANEOUS IMPACT

TOP 5 INDUSTRIES SERVED:



2015 DISASTER PROGRAM

PIKES PEAK SBDC

52 CLIENTS

60% FEMALE

17% VETERAN

8% MINORITY

635 SESSIONS

776 HOURS

2 STARTS

7 JOBS

37 RETAINED

\$579,447 CAPITAL

\$128,600 SALES

\$15,500 CONTRACTS

CLIENTS CONSULTED

WOMEN-OWNED BUSINESSES CONSULTED

VETERAN-OWNED BUSINESSES CONSULTED

MINORITY-OWNED BUSINESSES CONSULTED

CONSULTING SESSIONS

CONSULTING HOURS

BUSINESS STARTS

JOBS CREATED

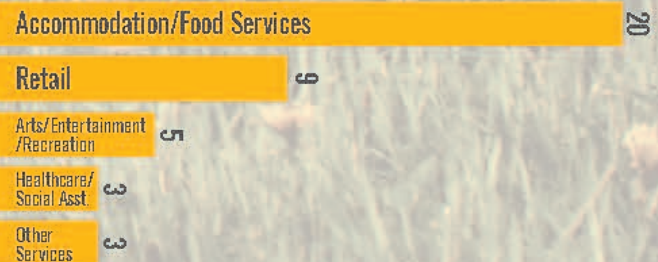
JOBS RETAINED

CAPITAL FORMATION

SALES INCREASE

CONTRACTS AWARDED

TOP 5 INDUSTRIES SERVED:



2013–2015 IMPACT

PIKES PEAK SBDC

1,343 CLIENTS

45% FEMALE

34% VETERAN

15% MINORITY

5,076 SESSIONS

6,440 HOURS

51 STARTS

345 JOBS

607 RETAINED

\$24.2M CAPITAL

\$9.5M SALES

\$1.4M CONTRACTS

\$4,000 MISC.

CLIENTS CONSULTED

WOMEN-OWNED BUSINESSES CONSULTED

VETERAN-OWNED BUSINESSES CONSULTED

MINORITY-OWNED BUSINESSES CONSULTED

CONSULTING SESSIONS

CONSULTING HOURS

BUSINESS STARTS

JOBS CREATED

JOBS RETAINED

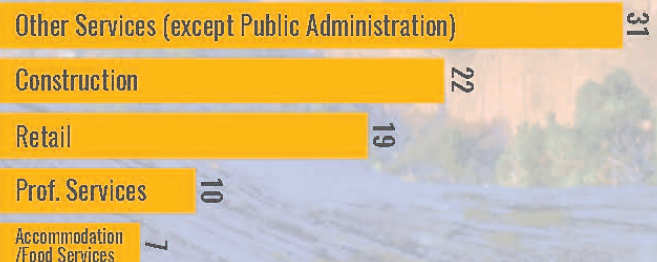
CAPITAL FORMATION

SALES INCREASE

CONTRACTS AWARDED

MISCELLANEOUS IMPACT

TOP 5 INDUSTRIES SERVED:



2015 IMPACT

PIKES PEAK SBDC

400 CLIENTS

49% FEMALE

39% VETERAN

18% MINORITY

1,417 SESSIONS

1,939 HOURS

31 STARTS

88 JOBS

105 RETAINED

\$15.3M CAPITAL

\$7.3M SALES

\$4.8M CONTRACTS

CLIENTS CONSULTED

WOMEN-OWNED BUSINESSES CONSULTED

VETERAN-OWNED BUSINESSES CONSULTED

MINORITY-OWNED BUSINESSES CONSULTED

CONSULTING SESSIONS

CONSULTING HOURS

BUSINESS STARTS

JOBS CREATED

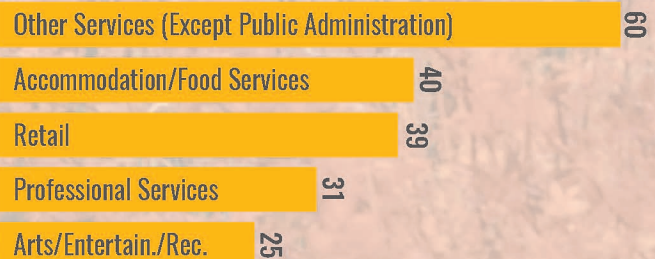
JOBS RETAINED

CAPITAL FORMATION

SALES INCREASE

CONTRACTS AWARDED

TOP 5 INDUSTRIES SERVED:



2013–2015 VETERAN PROGRAM

PIKES PEAK SBDC

543 CLIENTS

23% FEMALE

26% MINORITY

1,267 SESSIONS

2,087 HOURS

17 STARTS

83 JOBS

142 RETAINED

\$4M CAPITAL

\$1M SALES

\$4.6M CONTRACTS

CLIENTS CONSULTED

WOMEN-OWNED BUSINESSES CONSULTED

MINORITY-OWNED BUSINESSES CONSULTED

CONSULTING SESSIONS

CONSULTING HOURS

BUSINESS STARTS

JOBS CREATED

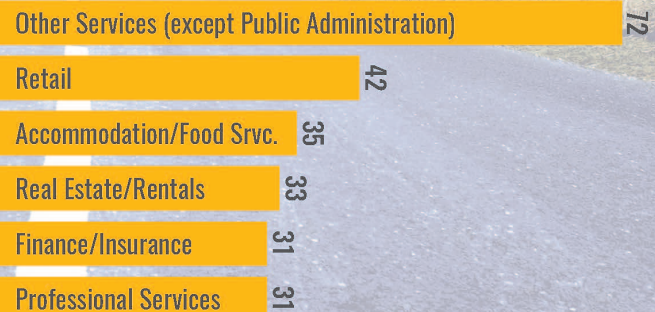
JOBS RETAINED

CAPITAL FORMATION

SALES INCREASE

CONTRACTS AWARDED

TOP 6 INDUSTRIES SERVED:



2015 VETERAN PROGRAM

PIKES PEAK SBDC

154 CLIENTS

29% FEMALE

27% MINORITY

530 SESSIONS

759 HOURS

8 STARTS

12 JOBS

27 RETAINED

\$1.1M CAPITAL

\$559,791 SALES

\$4.4M CONTRACTS

CLIENTS CONSULTED

WOMEN-OWNED BUSINESSES CONSULTED

MINORITY-OWNED BUSINESSES CONSULTED

CONSULTING SESSIONS

CONSULTING HOURS

BUSINESS STARTS

JOBS CREATED

JOBS RETAINED

CAPITAL FORMATION

SALES INCREASE

CONTRACTS AWARDED

TOP 4 INDUSTRIES SERVED:

