

ORDINANCE NO. 16-112

AN ORDINANCE REPEALING ORDINANCE NO. 15-88
AND ADOPTING THE CITY OF COLORADO SPRINGS –
2017 SALARY STRUCTURE FOR CIVILIAN AND SWORN
MUNICIPAL EMPLOYEES

NOW, THEREFORE, BE IT ORDAINED BY THE CITY COUNCIL OF THE CITY OF
COLORADO SPRINGS:

Section 1. Ordinance No. 15-88 is repealed effective December 31, 2016.

Section 2. The City of Colorado Springs – 2017 Salary Schedule is
approved in accord with City Code § 1.4.202.

Section 3. The salary ranges set forth in the attached City of Colorado
Springs – 2017 Salary Schedule shall be in full force and effect on January 1, 2017
until modified by City Council. These salary ranges must be used when making
municipal employee and officer salary adjustments effective January 1, 2017.

Section 4. The Mayor may set the salaries of individual City employees,
as defined by City Charter § 13-10, so long as the salary set is within the range of
the job classification the individual will perform.

Section 5. The salary ranges for the City Attorney's assistants identified in
the City of Colorado Springs – 2017 Salary Schedule as Deputy City Attorney;
City Attorney Division Chief; Senior Attorney; Attorney; Prosecuting Attorney; and
Associate Attorney approved by this ordinance shall satisfy the requirements of
City Charter § 13-90(a) and City Code § 1.2.401.

Section 6. The salary ranges for the City Auditor's assistants identified in
the City of Colorado Springs – 2017 Salary Schedule as Assistant City Auditor;

Audit Supervisor; Information Systems Auditor Supervisor; Information Systems Auditor II; Information System Auditor I; Senior Auditor; Auditor II; and Auditor I approved by this ordinance shall satisfy the requirements of City Charter § 3-10(e) and City Code § 1.2.701.

Section 7. The salaries, as defined by City Code § 1.4.201(A), for the appointed officers of the City identified in the City of Colorado Springs - 2017 Salary Schedule as City Auditor, City Attorney, and Council Administrator shall remain as currently set in Ordinance Nos. 15-42, 14-20, and 15-53, respectively, in satisfaction of the requirements of City Charter § 3-10(e) and 13-80, and City Code §1.2.203. The salary ranges for all other officer salaries identified in the City of Colorado Springs - 2017 Salary Schedule approved by this ordinance shall satisfy the requirements of City Code §1.2.203 so long as the salaries are set within the applicable range.

Section 8. The Mayor may propose modifications to the City of Colorado Springs - 2017 Salary Schedule approved by this ordinance when market adjustments or other needs require. Modifications shall also be approved by ordinance.

Section 9. This ordinance shall be in full force and effect as of January 1, 2017, after its final adoption and publication as provided by Charter.

Section 10. Council deems it appropriate that this ordinance be published by title and summary prepared by the City Clerk and that this ordinance shall be available for inspection and acquisition in the office of the City Clerk.

Introduced, read, passed on first reading and ordered published this 8th day of November, 2016.


Finally passed: November 22, 2016



City Council President

Mayor's Action:

- Approved: November 22, 2016
- Disapproved: _____, based on the following objections:




Mayor

Council Action After Disapproval:


- Council did not act to override the Mayor's veto.
- Finally adopted on a vote of _____, on _____.
- Council action on _____ failed to override the Mayor's veto.


City Council President

ATTEST:



Sarah B. Johnson, City Clerk



CAO: 
COS: _____

I HEREBY CERTIFY, that the foregoing ordinance entitled **“AN ORDINANCE REPEALING ORDINANCE NO. 15-88 AND ADOPTING THE CITY OF COLORADO SPRINGS – 2017 SALARY STRUCTURE FOR CIVILIAN AND SWORN MUNICIPAL EMPLOYEES”** was introduced and read at a regular meeting of the City Council of the City of Colorado Springs, held on November 8, 2016; that said ordinance was finally passed at a regular meeting of the City Council of said City, held on the 22nd day of November, 2016, and that the same was published by title and summary, in accordance with Section 3-80 of Article III of the Charter, in the Transcript, a newspaper published and in general circulation in said City, at least ten days before its passage.

IN WITNESS WHEREOF, I have hereunto set my hand and affixed the seal of the City, this 22nd day of November, 2016.


Sarah B. Johnson, City Clerk



1st Publication Date: November 10, 2016

2nd Publication Date: November 25, 2016

Effective Date: January 1, 2017

Initial: SBJ
City Clerk

City of Colorado Springs - 2017 Salary Schedule

Effective January 1, 2017

Job Code	Job Title	Band #	Band Name	Zone #	Annual			Monthly		Hourly	
					Zone Minimum	Market Average	Zone Maximum	Zone Minimum	Market Average	Zone Minimum	Market Average
19790	City Attorney/Chief Legal Officer	1	SMG	7	\$175,314	\$219,142	\$241,056	\$14,609.50	\$18,261.83	\$84,285.577	\$105,356.731
19701	Chief of Staff/Chief Administrative Officer	1	SMG	6	\$157,940	\$197,425	\$217,168	\$13,161.67	\$16,452.08	\$75,932.692	\$94,915.865
19644	Aviation Director	1	SMG	5	\$142,288	\$177,860	\$195,647	\$11,857.33	\$14,821.67	\$68,407.692	\$85,509.615
19680	Chief Financial Officer	1	SMG	5	\$142,288	\$177,860	\$195,647	\$11,857.33	\$14,821.67	\$68,407.692	\$85,509.615
19776	Chief Human Resource Officer	1	SMG	5	\$142,288	\$177,860	\$195,647	\$11,857.33	\$14,821.67	\$68,407.692	\$85,509.615
19999	Chief Information Officer	1	SMG	5	\$142,288	\$177,860	\$195,647	\$11,857.33	\$14,821.67	\$68,407.692	\$85,509.615
19310	Police Chief	1	SMG	5	\$142,288	\$177,860	\$195,647	\$11,857.33	\$14,821.67	\$68,407.692	\$85,509.615
19667	Deputy Chief of Staff	1	SMG	4	\$128,188	\$160,235	\$176,258	\$10,682.33	\$13,352.92	\$61,628.846	\$77,036.058
19418	Fire Chief	1	SMG	4	\$128,188	\$160,235	\$176,258	\$10,682.33	\$13,352.92	\$61,628.846	\$77,036.058
19661	Planning and Community Development Director	1	SMG	4	\$128,188	\$160,235	\$176,258	\$10,682.33	\$13,352.92	\$61,628.846	\$77,036.058
19635	Public Works Director/City Engineer	1	SMG	4	\$128,188	\$160,235	\$176,258	\$10,682.33	\$13,352.92	\$61,628.846	\$77,036.058
19795	City Auditor	1	SMG	3	\$115,484	\$144,356	\$158,791	\$9,623.67	\$12,029.67	\$55,521.154	\$69,401.923
17085	Emergency Management and Recovery Director	1	SMG	3	\$115,484	\$144,356	\$158,791	\$9,623.67	\$12,029.67	\$55,521.154	\$69,401.923
19665	Parks, Recreation & Cultural Services Director	1	SMG	3	\$115,484	\$144,356	\$158,791	\$9,623.67	\$12,029.67	\$55,521.154	\$69,401.923
15015	Chief Communications Officer	1	SMG	2	\$104,040	\$130,050	\$143,055	\$8,670.00	\$10,837.50	\$50,019.231	\$62,524.038
19793	City Clerk	1	SMG	1	\$94,052	\$117,565	\$129,322	\$7,837.67	\$9,797.08	\$45,217.308	\$56,521.635
17634	Deputy City Attorney	2	MGR	10	\$145,230	\$181,538	\$199,691	\$12,102.50	\$15,128.17	\$69,822.115	\$87,277.885
	Reserved for Future Use	2	MGR	9	\$132,027	\$165,034	\$181,537	\$11,002.25	\$13,752.83	\$63,474.519	\$79,343.269
17631	City Attorney Division Chief	2	MGR	8	\$120,025	\$150,031	\$165,034	\$10,002.08	\$12,502.58	\$57,704.327	\$72,130.288
12709	Information Systems Manager II	2	MGR	7	\$109,113	\$136,391	\$150,030	\$9,092.75	\$11,365.92	\$52,458.173	\$65,572.596
19631	Deputy Public Works Director/ City Engineer	2	MGR	7	\$109,113	\$136,391	\$150,030	\$9,092.75	\$11,365.92	\$52,458.173	\$65,572.596
19309	Police Deputy Chief	2	MGR	7	\$109,113	\$136,391	\$150,030	\$9,092.75	\$11,365.92	\$52,458.173	\$65,572.596
12716	Applications Development Manager	2	MGR	6	\$99,194	\$123,992	\$136,391	\$8,266.17	\$10,332.67	\$47,689.423	\$59,611.538
19794	Assistant City Auditor	2	MGR	6	\$99,194	\$123,992	\$136,391	\$8,266.17	\$10,332.67	\$47,689.423	\$59,611.538
12613	Aviation Assistant Director	2	MGR	6	\$99,194	\$123,992	\$136,391	\$8,266.17	\$10,332.67	\$47,689.423	\$59,611.538
12640	Engineering Division Manager	2	MGR	6	\$99,194	\$123,992	\$136,391	\$8,266.17	\$10,332.67	\$47,689.423	\$59,611.538
19417	Fire Deputy Chief	2	MGR	6	\$99,194	\$123,992	\$136,391	\$8,266.17	\$10,332.67	\$47,689.423	\$59,611.538
19806	Municipal Court Administrator	2	MGR	6	\$99,194	\$123,992	\$136,391	\$8,266.17	\$10,332.67	\$47,689.423	\$59,611.538
17838	Park Operations and Development Manager	2	MGR	6	\$99,194	\$123,992	\$136,391	\$8,266.17	\$10,332.67	\$47,689.423	\$59,611.538
19659	Public Works Operations Manager	2	MGR	6	\$99,194	\$123,992	\$136,391	\$8,266.17	\$10,332.67	\$47,689.423	\$59,611.538
19655	Recreation and Administration Manager	2	MGR	6	\$99,194	\$123,992	\$136,391	\$8,266.17	\$10,332.67	\$47,689.423	\$59,611.538
12825	Transit Systems Manager	2	MGR	6	\$99,194	\$123,992	\$136,391	\$8,266.17	\$10,332.67	\$47,689.423	\$59,611.538
19797	City Budget Manager	2	MGR	5	\$90,176	\$112,720	\$123,992	\$7,514.67	\$9,393.33	\$43,353.846	\$54,192.308
19654	City Human Resources Manager, Comp/Benefits	2	MGR	5	\$90,176	\$112,720	\$123,992	\$7,514.67	\$9,393.33	\$43,353.846	\$54,192.308
12643	Engineering Program Manager	2	MGR	5	\$90,176	\$112,720	\$123,992	\$7,514.67	\$9,393.33	\$43,353.846	\$54,192.308
18250	Fire Administrative Services Manager	2	MGR	5	\$90,176	\$112,720	\$123,992	\$7,514.67	\$9,393.33	\$43,353.846	\$54,192.308
18055	Fire Marshal	2	MGR	5	\$90,176	\$112,720	\$123,992	\$7,514.67	\$9,393.33	\$43,353.846	\$54,192.308
12713	Information Technology Manager I	2	MGR	5	\$90,176	\$112,720	\$123,992	\$7,514.67	\$9,393.33	\$43,353.846	\$54,192.308
18497	Police Administrative Services Manager	2	MGR	5	\$90,176	\$112,720	\$123,992	\$7,514.67	\$9,393.33	\$43,353.846	\$54,192.308
15091	Airport Operations and Airfield Maintenance Manager	2	MGR	4	\$81,979	\$102,473	\$112,721	\$6,831.58	\$8,539.42	\$39,412.981	\$49,265.865
17203	City Accounting Manager	2	MGR	4	\$81,979	\$102,473	\$112,721	\$6,831.58	\$8,539.42	\$39,412.981	\$49,265.865
16200	City Human Resources Manager	2	MGR	4	\$81,979	\$102,473	\$112,721	\$6,831.58	\$8,539.42	\$39,412.981	\$49,265.865
18473	Community Development Manager	2	MGR	4	\$81,979	\$102,473	\$112,721	\$6,831.58	\$8,539.42	\$39,412.981	\$49,265.865
17145	Sustainability & Support Services Manager	2	MGR	4	\$81,979	\$102,473	\$112,721	\$6,831.58	\$8,539.42	\$39,412.981	\$49,265.865
17018	Economic Development Manager	2	MGR	4	\$81,979	\$102,473	\$112,721	\$6,831.58	\$8,539.42	\$39,412.981	\$49,265.865
19773	Procurement Services Manager	2	MGR	4	\$81,979	\$102,473	\$112,721	\$6,831.58	\$8,539.42	\$39,412.981	\$49,265.865
14452	Public Safety Communications Manager	2	MGR	4	\$81,979	\$102,473	\$112,721	\$6,831.58	\$8,539.42	\$39,412.981	\$49,265.865
17105	Real Estate Services Manager	2	MGR	4	\$81,979	\$102,473	\$112,721	\$6,831.58	\$8,539.42	\$39,412.981	\$49,265.865
18300	Risk Manager	2	MGR	4	\$81,979	\$102,473	\$112,721	\$6,831.58	\$8,539.42	\$39,412.981	\$49,265.865
19640	Streets Manager	2	MGR	4	\$81,979	\$102,473	\$112,721	\$6,831.58	\$8,539.42	\$39,412.981	\$49,265.865
17199	Airport Accounting Manager	2	MGR	3	\$74,526	\$93,158	\$102,473	\$6,210.50	\$7,763.17	\$35,829.808	\$44,787.500
15093	Airport Design & Construction Manager	2	MGR	3	\$74,526	\$93,158	\$102,473	\$6,210.50	\$7,763.17	\$35,829.808	\$44,787.500
17207	Airport Marketing & Communications Manager	2	MGR	3	\$74,526	\$93,158	\$102,473	\$6,210.50	\$7,763.17	\$35,829.808	\$44,787.500
12027	Central Finance Manager I	2	MGR	3	\$74,526	\$93,158	\$102,473	\$6,210.50	\$7,763.17	\$35,829.808	\$44,787.500
19771	Cultural Services Division Manager	2	MGR	3	\$74,526	\$93,158	\$102,473	\$6,210.50	\$7,763.17	\$35,829.808	\$44,787.500
18050	Deputy Fire Marshal	2	MGR	3	\$74,526	\$93,158	\$102,473	\$6,210.50	\$7,763.17	\$35,829.808	\$44,787.500
17625	Legal Administrator	2	MGR	3	\$74,526	\$93,158	\$102,473	\$6,210.50	\$7,763.17	\$35,829.808	\$44,787.500
17595	Parking Systems Manager	2	MGR	3	\$74,526	\$93,158	\$102,473	\$6,210.50	\$7,763.17	\$35,829.808	\$44,787.500
19663	Parks Development Manager	2	MGR	3	\$74,526	\$93,158	\$102,473	\$6,210.50	\$7,763.17	\$35,829.808	\$44,787.500
18221	Pikes Peak-America's Mountain Manager	2	MGR	3	\$74,526	\$93,158	\$102,473	\$6,210.50	\$7,763.17	\$35,829.808	\$44,787.500
18013	Planning Manager	2	MGR	3	\$74,526	\$93,158	\$102,473	\$6,210.50	\$7,763.17	\$35,829.808	\$44,787.500
18484	Police Logistics Support Manager	2	MGR	3	\$74,526	\$93,158	\$102,473	\$6,210.50	\$7,763.17	\$35,829.808	\$44,787.500
14453	Police Records Manager	2	MGR	3	\$74,526	\$93,158	\$102,473	\$6,210.50	\$7,763.17	\$35,829.808	\$44,787.500
19350	PPRCN System Manager	2	MGR	3	\$74,526	\$93,158	\$102,473	\$6,210.50	\$7,763.17	\$35,829.808	\$44,787.500
17291	Sales Tax Manager	2	MGR	3	\$74,526	\$93,158	\$102,473	\$6,210.50	\$7,763.17	\$35,829.808	\$44,787.500
12783	Service Desk Manager	2	MGR	3	\$74,526	\$93,158	\$102,473	\$6,210.50	\$7,763.17	\$35,829.808	\$44,787.500
12770	SIMD Unit Administrator	2	MGR	3	\$74,526	\$93,158	\$102,473	\$6,210.50	\$7,763.17	\$35,829.808	\$44,787.500
14900	Street Operations Manager	2	MGR	3	\$74,526	\$93,158	\$102,473	\$6,210.50	\$7,763.17	\$35,829.808	\$44,787.500

City of Colorado Springs - 2017 Salary Schedule

Effective January 1, 2017

Job Code	Job Title	Band #	Band Name	Zone #	Annual			Monthly		Hourly	
					Zone Minimum	Market Average	Zone Maximum	Zone Minimum	Market Average	Zone Minimum	Market Average
12755	Stormwater Manager	2	MGR	3	\$74,526	\$93,158	\$102,473	\$6,210.50	\$7,763.17	\$35,829808	\$44,787500
14016	Cemetery Division Manager	2	MGR	2	\$67,751	\$84,889	\$93,157	\$5,645.92	\$7,057.42	\$32,572596	\$40,715865
15040	City Council Administrator	2	MGR	2	\$67,751	\$84,889	\$93,157	\$5,645.92	\$7,057.42	\$32,572596	\$40,715865
17835	City Forester	2	MGR	2	\$67,751	\$84,889	\$93,157	\$5,645.92	\$7,057.42	\$32,572596	\$40,715865
15013	Neighborhood Services Manager	2	MGR	2	\$67,751	\$84,889	\$93,157	\$5,645.92	\$7,057.42	\$32,572596	\$40,715865
17325	City Grants Administrator	2	MGR	1	\$61,592	\$76,990	\$84,889	\$5,132.67	\$6,415.83	\$29,611538	\$37,014423
	Reserved for Future Use	3	SUP	9	\$92,874	\$116,092	\$127,702	\$7,739.50	\$9,674.33	\$44,650962	\$55,813462
	Reserved for Future Use	3	SUP	8	\$85,204	\$106,505	\$117,156	\$7,100.33	\$8,875.42	\$40,963462	\$51,204327
	Reserved for Future Use	3	SUP	7	\$78,170	\$97,712	\$107,483	\$6,514.17	\$8,142.67	\$37,581731	\$46,976923
17518	Audit Supervisor	3	SUP	6	\$71,715	\$89,644	\$98,608	\$5,976.25	\$7,470.33	\$34,478365	\$43,098077
12775	GIS Supervisor	3	SUP	6	\$71,715	\$89,644	\$98,608	\$5,976.25	\$7,470.33	\$34,478365	\$43,098077
14511	Golf Course Superintendent	3	SUP	6	\$71,715	\$89,644	\$98,608	\$5,976.25	\$7,470.33	\$34,478365	\$43,098077
18310	Risk Supervisor, Occupational Health	3	SUP	6	\$71,715	\$89,644	\$98,608	\$5,976.25	\$7,470.33	\$34,478365	\$43,098077
18310	Risk Supervisor, Workers Compensation	3	SUP	6	\$71,715	\$89,644	\$98,608	\$5,976.25	\$7,470.33	\$34,478365	\$43,098077
17941	Benefits Supervisor	3	SUP	5	\$65,794	\$82,243	\$90,467	\$5,482.83	\$6,853.58	\$31,631731	\$39,539904
18481	Crime Analysis Supervisor	3	SUP	5	\$65,794	\$82,243	\$90,467	\$5,482.83	\$6,853.58	\$31,631731	\$39,539904
17015	Deputy City Clerk	3	SUP	5	\$65,794	\$82,243	\$90,467	\$5,482.83	\$6,853.58	\$31,631731	\$39,539904
16005	Fire Fleet Services Supervisor	3	SUP	5	\$65,794	\$82,243	\$90,467	\$5,482.83	\$6,853.58	\$31,631731	\$39,539904
12025	Payroll & Pension Administrator	3	SUP	5	\$65,794	\$82,243	\$90,467	\$5,482.83	\$6,853.58	\$31,631731	\$39,539904
12762	Public Safety Communications Supervisor Lead	3	SUP	5	\$65,794	\$82,243	\$90,467	\$5,482.83	\$6,853.58	\$31,631731	\$39,539904
12776	Special Event Supervisor	3	SUP	5	\$65,794	\$82,243	\$90,467	\$5,482.83	\$6,853.58	\$31,631731	\$39,539904
13910	Transit Services Supervisor	3	SUP	5	\$65,794	\$82,243	\$90,467	\$5,482.83	\$6,853.58	\$31,631731	\$39,539904
12669	Accounts Receivable/ Payable Supervisor	3	SUP	4	\$60,361	\$75,451	\$82,997	\$5,030.08	\$6,287.58	\$29,019712	\$36,274519
15099	Airport Operations Supervisor	3	SUP	4	\$60,361	\$75,451	\$82,997	\$5,030.08	\$6,287.58	\$29,019712	\$36,274519
18422	Chief Probation Officer	3	SUP	4	\$60,361	\$75,451	\$82,997	\$5,030.08	\$6,287.58	\$29,019712	\$36,274519
12085	Clerk of the Court	3	SUP	4	\$60,361	\$75,451	\$82,997	\$5,030.08	\$6,287.58	\$29,019712	\$36,274519
15021	Crime Lab Supervisor	3	SUP	4	\$60,361	\$75,451	\$82,997	\$5,030.08	\$6,287.58	\$29,019712	\$36,274519
16029	Engineering Supervisor	3	SUP	4	\$60,361	\$75,451	\$82,997	\$5,030.08	\$6,287.58	\$29,019712	\$36,274519
16620	Police Evidence Supervisor	3	SUP	4	\$60,361	\$75,451	\$82,997	\$5,030.08	\$6,287.58	\$29,019712	\$36,274519
13061	Street Programs Supervisor	3	SUP	4	\$60,361	\$75,451	\$82,997	\$5,030.08	\$6,287.58	\$29,019712	\$36,274519
15096	Airport Communications Center Supervisor	3	SUP	3	\$55,377	\$69,221	\$76,143	\$4,614.75	\$5,768.42	\$26,623558	\$33,279327
15095	Airport Facilities Supervisor	3	SUP	3	\$55,377	\$69,221	\$76,143	\$4,614.75	\$5,768.42	\$26,623558	\$33,279327
17830	City Horticulturist	3	SUP	3	\$55,377	\$69,221	\$76,143	\$4,614.75	\$5,768.42	\$26,623558	\$33,279327
15017	Code Enforcement Supervisor	3	SUP	3	\$55,377	\$69,221	\$76,143	\$4,614.75	\$5,768.42	\$26,623558	\$33,279327
18230	Fire Prevention Section Supervisor	3	SUP	3	\$55,377	\$69,221	\$76,143	\$4,614.75	\$5,768.42	\$26,623558	\$33,279327
16622	Police Impound Facility Supervisor	3	SUP	3	\$55,377	\$69,221	\$76,143	\$4,614.75	\$5,768.42	\$26,623558	\$33,279327
12761	Public Safety Communications Supervisor	3	SUP	3	\$55,377	\$69,221	\$76,143	\$4,614.75	\$5,768.42	\$26,623558	\$33,279327
15029	Radio Communications Supervisor	3	SUP	3	\$55,377	\$69,221	\$76,143	\$4,614.75	\$5,768.42	\$26,623558	\$33,279327
12805	Skilled Maintenance Supervisor	3	SUP	3	\$55,377	\$69,221	\$76,143	\$4,614.75	\$5,768.42	\$26,623558	\$33,279327
12804	Streets District Supervisor	3	SUP	3	\$55,377	\$69,221	\$76,143	\$4,614.75	\$5,768.42	\$26,623558	\$33,279327
18232	Community Health Supervisor	3	SUP	2	\$50,805	\$63,506	\$69,857	\$4,223.75	\$5,292.17	\$24,425481	\$30,531731
18233	Community Behavioral Health Coordinator	3	SUP	2	\$50,805	\$63,506	\$69,857	\$4,223.75	\$5,292.17	\$24,425481	\$30,531731
15302	Office Services Coordinator	3	SUP	2	\$50,805	\$63,506	\$69,857	\$4,223.75	\$5,292.17	\$24,425481	\$30,531731
14426	Park Ranger Supervisor	3	SUP	2	\$50,805	\$63,506	\$69,857	\$4,223.75	\$5,292.17	\$24,425481	\$30,531731
15019	Community Service Officer Supervisor	3	SUP	1	\$46,610	\$58,262	\$64,089	\$3,884.17	\$4,855.17	\$22,408654	\$28,010577
12738	Records Supervisor	3	SUP	1	\$46,610	\$58,262	\$64,089	\$3,884.17	\$4,855.17	\$22,408654	\$28,010577
17830	Senior Attorney	4	PRO	12	\$104,166	\$130,207	\$143,228	\$8,680.50	\$10,850.58	\$50,079808	\$62,599519
12711	Senior Cyber Security Analyst	4	PRO	11	\$95,564	\$119,455	\$131,401	\$7,963.67	\$9,954.58	\$45,944231	\$57,430288
12726	Senior IT Solutions Engineer	4	PRO	11	\$95,564	\$119,455	\$131,401	\$7,963.67	\$9,954.58	\$45,944231	\$57,430288
17501	Senior Information Technology Architect	4	PRO	11	\$95,564	\$119,455	\$131,401	\$7,963.67	\$9,954.58	\$45,944231	\$57,430288
	Reserved for Future Use	4	PRO	10	\$87,674	\$109,593	\$120,552	\$7,306.17	\$9,132.75	\$42,150962	\$52,688942
15030	City Facilities Administrator	4	PRO	9	\$80,435	\$100,543	\$110,598	\$6,702.92	\$8,378.58	\$38,670673	\$48,337981
12719	Cyber Security Analyst II	4	PRO	9	\$80,435	\$100,543	\$110,598	\$6,702.92	\$8,378.58	\$38,670673	\$48,337981
17219	Information Systems Auditor Supervisor	4	PRO	9	\$80,435	\$100,543	\$110,598	\$6,702.92	\$8,378.58	\$38,670673	\$48,337981
12728	IT Solutions Engineer	4	PRO	9	\$80,435	\$100,543	\$110,598	\$6,702.92	\$8,378.58	\$38,670673	\$48,337981
12714	ITSM Coordinator	4	PRO	9	\$80,435	\$100,543	\$110,598	\$6,702.92	\$8,378.58	\$38,670673	\$48,337981
19664	Occupational NP/PA	4	PRO	9	\$80,435	\$100,543	\$110,598	\$6,702.92	\$8,378.58	\$38,670673	\$48,337981
17410	Senior Application Programmer Analyst	4	PRO	9	\$80,435	\$100,543	\$110,598	\$6,702.92	\$8,378.58	\$38,670673	\$48,337981
12781	Senior Engineer	4	PRO	9	\$80,435	\$100,543	\$110,598	\$6,702.92	\$8,378.58	\$38,670673	\$48,337981
17411	Senior Database Administrator	4	PRO	9	\$80,435	\$100,543	\$110,598	\$6,702.92	\$8,378.58	\$38,670673	\$48,337981
17415	Senior ERP Systems Analyst	4	PRO	9	\$80,435	\$100,543	\$110,598	\$6,702.92	\$8,378.58	\$38,670673	\$48,337981
12789	Senior IT Project Manager	4	PRO	9	\$80,435	\$100,543	\$110,598	\$6,702.92	\$8,378.58	\$38,670673	\$48,337981
17475	Senior Systems Administrator	4	PRO	9	\$80,435	\$100,543	\$110,598	\$6,702.92	\$8,378.58	\$38,670673	\$48,337981
17654	Attorney	4	PRO	8	\$73,793	\$92,242	\$101,466	\$6,149.42	\$7,686.83	\$35,477404	\$44,347115
12778	Capital Project Coordinator	4	PRO	8	\$73,793	\$92,242	\$101,466	\$6,149.42	\$7,686.83	\$35,477404	\$44,347115
17413	Database Administrator II	4	PRO	8	\$73,793	\$92,242	\$101,466	\$6,149.42	\$7,686.83	\$35,477404	\$44,347115
12704	IT Project Manager II	4	PRO	8	\$73,793	\$92,242	\$101,466	\$6,149.42	\$7,686.83	\$35,477404	\$44,347115

City of Colorado Springs - 2017 Salary Schedule

Effective January 1, 2017

Job Code	Job Title	Band #	Band Name	Zone #	Annual			Monthly		Hourly	
					Zone Minimum	Market Average	Zone Maximum	Zone Minimum	Market Average	Zone Minimum	Market Average
19197	Program Administrator II	4	PRO	8	\$73,793	\$92,242	\$101,466	\$6,149.42	\$7,686.83	\$35,477.404	\$44,347.115
17412	Senior Business Analyst, IT	4	PRO	8	\$73,793	\$92,242	\$101,466	\$6,149.42	\$7,686.83	\$35,477.404	\$44,347.115
17445	Senior Network Administrator	4	PRO	8	\$73,793	\$92,242	\$101,466	\$6,149.42	\$7,686.83	\$35,477.404	\$44,347.115
12786	Applications Programmer Analyst II	4	PRO	7	\$67,700	\$84,625	\$93,088	\$5,641.67	\$7,052.08	\$32,548.077	\$40,685.096
18302	Claims Adjustor, Senior	4	PRO	7	\$67,700	\$84,625	\$93,088	\$5,641.67	\$7,052.08	\$32,548.077	\$40,685.096
15102	Construction Project Manager	4	PRO	7	\$67,700	\$84,625	\$93,088	\$5,641.67	\$7,052.08	\$32,548.077	\$40,685.096
12723	Cyber Security Analyst I	4	PRO	7	\$67,700	\$84,625	\$93,088	\$5,641.67	\$7,052.08	\$32,548.077	\$40,685.096
17910	DNA Technical Leader	4	PRO	7	\$67,700	\$84,625	\$93,088	\$5,641.67	\$7,052.08	\$32,548.077	\$40,685.096
17507	Engineer III	4	PRO	7	\$67,700	\$84,625	\$93,088	\$5,641.67	\$7,052.08	\$32,548.077	\$40,685.096
16070	Fire Medical Programs Coordinator	4	PRO	7	\$67,700	\$84,625	\$93,088	\$5,641.67	\$7,052.08	\$32,548.077	\$40,685.096
17092	Fire Protection Engineer II	4	PRO	7	\$67,700	\$84,625	\$93,088	\$5,641.67	\$7,052.08	\$32,548.077	\$40,685.096
17214	Information Systems Auditor II	4	PRO	7	\$67,700	\$84,625	\$93,088	\$5,641.67	\$7,052.08	\$32,548.077	\$40,685.096
12720	Information Technology Architect II	4	PRO	7	\$67,700	\$84,625	\$93,088	\$5,641.67	\$7,052.08	\$32,548.077	\$40,685.096
18102	Lead Public Communications Specialist	4	PRO	7	\$67,700	\$84,625	\$93,088	\$5,641.67	\$7,052.08	\$32,548.077	\$40,685.096
18494	Police Psychologist	4	PRO	7	\$67,700	\$84,625	\$93,088	\$5,641.67	\$7,052.08	\$32,548.077	\$40,685.096
18006	Principal Planner	4	PRO	7	\$67,700	\$84,625	\$93,088	\$5,641.67	\$7,052.08	\$32,548.077	\$40,685.096
19195	Program Administrator I	4	PRO	7	\$67,700	\$84,625	\$93,088	\$5,641.67	\$7,052.08	\$32,548.077	\$40,685.096
13174	Senior Licensed Surveyor	4	PRO	7	\$67,700	\$84,625	\$93,088	\$5,641.67	\$7,052.08	\$32,548.077	\$40,685.096
16035	Senior Real Estate Specialist	4	PRO	7	\$67,700	\$84,625	\$93,088	\$5,641.67	\$7,052.08	\$32,548.077	\$40,685.096
12788	Senior Systems Analyst	4	PRO	7	\$67,700	\$84,625	\$93,088	\$5,641.67	\$7,052.08	\$32,548.077	\$40,685.096
17414	Senior Webmaster/Administrator	4	PRO	7	\$67,700	\$84,625	\$93,088	\$5,641.67	\$7,052.08	\$32,548.077	\$40,685.096
17260	ADA Coordinator	4	PRO	6	\$62,111	\$77,638	\$85,402	\$5,175.92	\$6,469.83	\$29,861.058	\$37,325.962
15101	Airport Corporate Outreach Specialist	4	PRO	6	\$62,111	\$77,638	\$85,402	\$5,175.92	\$6,469.83	\$29,861.058	\$37,325.962
17208	Airport Properties Administrator	4	PRO	6	\$62,111	\$77,638	\$85,402	\$5,175.92	\$6,469.83	\$29,861.058	\$37,325.962
15080	Airport Security Coordinator	4	PRO	6	\$62,111	\$77,638	\$85,402	\$5,175.92	\$6,469.83	\$29,861.058	\$37,325.962
12672	Audio Visual Specialist, Fire	4	PRO	6	\$62,111	\$77,638	\$85,402	\$5,175.92	\$6,469.83	\$29,861.058	\$37,325.962
18105	Citizen Engagement Specialist, Senior	4	PRO	6	\$62,111	\$77,638	\$85,402	\$5,175.92	\$6,469.83	\$29,861.058	\$37,325.962
17202	City Senior Accountant	4	PRO	6	\$62,111	\$77,638	\$85,402	\$5,175.92	\$6,469.83	\$29,861.058	\$37,325.962
17900	DNA Analyst	4	PRO	6	\$62,111	\$77,638	\$85,402	\$5,175.92	\$6,469.83	\$29,861.058	\$37,325.962
16071	Emergency Medical Services Field Specialist	4	PRO	6	\$62,111	\$77,638	\$85,402	\$5,175.92	\$6,469.83	\$29,861.058	\$37,325.962
17506	Engineer II	4	PRO	6	\$62,111	\$77,638	\$85,402	\$5,175.92	\$6,469.83	\$29,861.058	\$37,325.962
17416	ERP Systems Analyst II	4	PRO	6	\$62,111	\$77,638	\$85,402	\$5,175.92	\$6,469.83	\$29,861.058	\$37,325.962
12731	Fire Operations Research and Statistics Specialist	4	PRO	6	\$62,111	\$77,638	\$85,402	\$5,175.92	\$6,469.83	\$29,861.058	\$37,325.962
18432	Human Resource Business Partner	4	PRO	6	\$62,111	\$77,638	\$85,402	\$5,175.92	\$6,469.83	\$29,861.058	\$37,325.962
12705	IT Project Manager I	4	PRO	6	\$62,111	\$77,638	\$85,402	\$5,175.92	\$6,469.83	\$29,861.058	\$37,325.962
17891	Landscape Architect II	4	PRO	6	\$62,111	\$77,638	\$85,402	\$5,175.92	\$6,469.83	\$29,861.058	\$37,325.962
12772	OEM Coordinator	4	PRO	6	\$62,111	\$77,638	\$85,402	\$5,175.92	\$6,469.83	\$29,861.058	\$37,325.962
18005	Physical Therapist II	4	PRO	6	\$62,111	\$77,638	\$85,402	\$5,175.92	\$6,469.83	\$29,861.058	\$37,325.962
17638	Prosecuting Attorney	4	PRO	6	\$62,111	\$77,638	\$85,402	\$5,175.92	\$6,469.83	\$29,861.058	\$37,325.962
15027	Radio Field Engineer	4	PRO	6	\$62,111	\$77,638	\$85,402	\$5,175.92	\$6,469.83	\$29,861.058	\$37,325.962
12746	Safety Specialist	4	PRO	6	\$62,111	\$77,638	\$85,402	\$5,175.92	\$6,469.83	\$29,861.058	\$37,325.962
12777	Senior Analyst, Budget	4	PRO	6	\$62,111	\$77,638	\$85,402	\$5,175.92	\$6,469.83	\$29,861.058	\$37,325.962
12777	Senior Analyst, Crime	4	PRO	6	\$62,111	\$77,638	\$85,402	\$5,175.92	\$6,469.83	\$29,861.058	\$37,325.962
12777	Senior Analyst, Financial	4	PRO	6	\$62,111	\$77,638	\$85,402	\$5,175.92	\$6,469.83	\$29,861.058	\$37,325.962
12777	Senior Analyst, Grants	4	PRO	6	\$62,111	\$77,638	\$85,402	\$5,175.92	\$6,469.83	\$29,861.058	\$37,325.962
12777	Senior Analyst, HR	4	PRO	6	\$62,111	\$77,638	\$85,402	\$5,175.92	\$6,469.83	\$29,861.058	\$37,325.962
12784	Senior Applications Support Administrator	4	PRO	6	\$62,111	\$77,638	\$85,402	\$5,175.92	\$6,469.83	\$29,861.058	\$37,325.962
17418	Senior Auditor	4	PRO	6	\$62,111	\$77,638	\$85,402	\$5,175.92	\$6,469.83	\$29,861.058	\$37,325.962
12787	Senior Contracting Specialist	4	PRO	6	\$62,111	\$77,638	\$85,402	\$5,175.92	\$6,469.83	\$29,861.058	\$37,325.962
12674	Senior Fire Life and Safety Educator	4	PRO	6	\$62,111	\$77,638	\$85,402	\$5,175.92	\$6,469.83	\$29,861.058	\$37,325.962
17320	Senior Forensic Chemist	4	PRO	6	\$62,111	\$77,638	\$85,402	\$5,175.92	\$6,469.83	\$29,861.058	\$37,325.962
18004	Senior Planner	4	PRO	6	\$62,111	\$77,638	\$85,402	\$5,175.92	\$6,469.83	\$29,861.058	\$37,325.962
18103	Senior Public Communications Specialist	4	PRO	6	\$62,111	\$77,638	\$85,402	\$5,175.92	\$6,469.83	\$29,861.058	\$37,325.962
18421	Senior Recruiter	4	PRO	6	\$62,111	\$77,638	\$85,402	\$5,175.92	\$6,469.83	\$29,861.058	\$37,325.962
17289	Senior Sales Tax Auditor	4	PRO	6	\$62,111	\$77,638	\$85,402	\$5,175.92	\$6,469.83	\$29,861.058	\$37,325.962
12750	Stormwater Quality Coordinator	4	PRO	6	\$62,111	\$77,638	\$85,402	\$5,175.92	\$6,469.83	\$29,861.058	\$37,325.962
12701	Systems Administrator II	4	PRO	6	\$62,111	\$77,638	\$85,402	\$5,175.92	\$6,469.83	\$29,861.058	\$37,325.962
18489	Victim Advocate Coordinator	4	PRO	6	\$62,111	\$77,638	\$85,402	\$5,175.92	\$6,469.83	\$29,861.058	\$37,325.962
17802	Water Conservation Specialist	4	PRO	6	\$62,111	\$77,638	\$85,402	\$5,175.92	\$6,469.83	\$29,861.058	\$37,325.962
12814	Assistant to the Mayor	4	PRO	5	\$56,982	\$71,228	\$78,350	\$4,748.50	\$5,935.67	\$27,395.192	\$34,244.231
18303	Claims Adjustor II	4	PRO	5	\$56,982	\$71,228	\$78,350	\$4,748.50	\$5,935.67	\$27,395.192	\$34,244.231
18234	Community Medical Social Navigator	4	PRO	5	\$56,982	\$71,228	\$78,350	\$4,748.50	\$5,935.67	\$27,395.192	\$34,244.231
17892	Construction Project Specialist	4	PRO	5	\$56,982	\$71,228	\$78,350	\$4,748.50	\$5,935.67	\$27,395.192	\$34,244.231
12857	Environmental Safety & Health Specialist	4	PRO	5	\$56,982	\$71,228	\$78,350	\$4,748.50	\$5,935.67	\$27,395.192	\$34,244.231
17403	ERP Systems Analyst I	4	PRO	5	\$56,982	\$71,228	\$78,350	\$4,748.50	\$5,935.67	\$27,395.192	\$34,244.231
12673	Fire and Life Safety Educator	4	PRO	5	\$56,982	\$71,228	\$78,350	\$4,748.50	\$5,935.67	\$27,395.192	\$34,244.231
16064	Fire Protection Engineer I	4	PRO	5	\$56,982	\$71,228	\$78,350	\$4,748.50	\$5,935.67	\$27,395.192	\$34,244.231
17319	Forensic Chemist	4	PRO	5	\$56,982	\$71,228	\$78,350	\$4,748.50	\$5,935.67	\$27,395.192	\$34,244.231
17827	Forester	4	PRO	5	\$56,982	\$71,228	\$78,350	\$4,748.50	\$5,935.67	\$27,395.192	\$34,244.231
12752	Homeland Security Program Coordinator	4	PRO	5	\$56,982	\$71,228	\$78,350	\$4,748.50	\$5,935.67	\$27,395.192	\$34,244.231
17212	Information System Auditor I	4	PRO	5	\$56,982	\$71,228	\$78,350	\$4,748.50	\$5,935.67	\$27,395.192	\$34,244.231
13175	Licensed Surveyor	4	PRO	5	\$56,982	\$71,228	\$78,350	\$4,748.50	\$5,935.67	\$27,395.192	\$34,244.231

City of Colorado Springs - 2017 Salary Schedule

Effective January 1, 2017

Job Code	Job Title	Band #	Band Name	Zone #	Annual			Monthly		Hourly	
					Zone Minimum	Market Average	Zone Maximum	Zone Minimum	Market Average	Zone Minimum	Market Average
12751	Marketing Specialist	4	PRO	5	\$56,982	\$71,228	\$78,350	\$4,748.50	\$5,935.67	\$27,395.192	\$34,244.231
17700	Museum Curator	4	PRO	5	\$56,982	\$71,228	\$78,350	\$4,748.50	\$5,935.67	\$27,395.192	\$34,244.231
17446	Network Administrator II	4	PRO	5	\$56,982	\$71,228	\$78,350	\$4,748.50	\$5,935.67	\$27,395.192	\$34,244.231
12774	Park Operations Administrator	4	PRO	5	\$56,982	\$71,228	\$78,350	\$4,748.50	\$5,935.67	\$27,395.192	\$34,244.231
18493	Polygraphist II	4	PRO	5	\$56,982	\$71,228	\$78,350	\$4,748.50	\$5,935.67	\$27,395.192	\$34,244.231
16032	Real Estate Specialist II	4	PRO	5	\$56,982	\$71,228	\$78,350	\$4,748.50	\$5,935.67	\$27,395.192	\$34,244.231
12779	Senior Analyst, Housing	4	PRO	5	\$56,982	\$71,228	\$78,350	\$4,748.50	\$5,935.67	\$27,395.192	\$34,244.231
12634	Senior Buyer	4	PRO	5	\$56,982	\$71,228	\$78,350	\$4,748.50	\$5,935.67	\$27,395.192	\$34,244.231
14403	Senior Fire Code Inspector	4	PRO	5	\$56,982	\$71,228	\$78,350	\$4,748.50	\$5,935.67	\$27,395.192	\$34,244.231
17472	Senior GIS Analyst	4	PRO	5	\$56,982	\$71,228	\$78,350	\$4,748.50	\$5,935.67	\$27,395.192	\$34,244.231
18476	Senior Redevelopment Specialist	4	PRO	5	\$56,982	\$71,228	\$78,350	\$4,748.50	\$5,935.67	\$27,395.192	\$34,244.231
17051	Senior Volunteer Coordinator	4	PRO	5	\$56,982	\$71,228	\$78,350	\$4,748.50	\$5,935.67	\$27,395.192	\$34,244.231
17406	Webmaster/Administrator II	4	PRO	5	\$56,982	\$71,228	\$78,350	\$4,748.50	\$5,935.67	\$27,395.192	\$34,244.231
12609	Analyst II, Benefits	4	PRO	4	\$52,277	\$65,346	\$71,881	\$4,356.42	\$5,445.53	\$25,133.173	\$31,416.346
18480	Analyst II, Budget	4	PRO	4	\$52,277	\$65,346	\$71,881	\$4,356.42	\$5,445.53	\$25,133.173	\$31,416.346
18480	Analyst II, Compensation	4	PRO	4	\$52,277	\$65,346	\$71,881	\$4,356.42	\$5,445.53	\$25,133.173	\$31,416.346
18480	Analyst II, Crime	4	PRO	4	\$52,277	\$65,346	\$71,881	\$4,356.42	\$5,445.53	\$25,133.173	\$31,416.346
12609	Analyst II, Financial	4	PRO	4	\$52,277	\$65,346	\$71,881	\$4,356.42	\$5,445.53	\$25,133.173	\$31,416.346
18480	Analyst II, Grants	4	PRO	4	\$52,277	\$65,346	\$71,881	\$4,356.42	\$5,445.53	\$25,133.173	\$31,416.346
17407	Application Support Administrator II	4	PRO	4	\$52,277	\$65,346	\$71,881	\$4,356.42	\$5,445.53	\$25,133.173	\$31,416.346
17409	Applications Programmer Analyst I	4	PRO	4	\$52,277	\$65,346	\$71,881	\$4,356.42	\$5,445.53	\$25,133.173	\$31,416.346
17607	Associate Attorney	4	PRO	4	\$52,277	\$65,346	\$71,881	\$4,356.42	\$5,445.53	\$25,133.173	\$31,416.346
17318	Auditor II	4	PRO	4	\$52,277	\$65,346	\$71,881	\$4,356.42	\$5,445.53	\$25,133.173	\$31,416.346
18482	Civilian Criminal Investigator	4	PRO	4	\$52,277	\$65,346	\$71,881	\$4,356.42	\$5,445.53	\$25,133.173	\$31,416.346
12633	Contracting Specialist II	4	PRO	4	\$52,277	\$65,346	\$71,881	\$4,356.42	\$5,445.53	\$25,133.173	\$31,416.346
17505	Engineer I	4	PRO	4	\$52,277	\$65,346	\$71,881	\$4,356.42	\$5,445.53	\$25,133.173	\$31,416.346
12649	Engineering Specialist	4	PRO	4	\$52,277	\$65,346	\$71,881	\$4,356.42	\$5,445.53	\$25,133.173	\$31,416.346
18492	Investigative Specialist	4	PRO	4	\$52,277	\$65,346	\$71,881	\$4,356.42	\$5,445.53	\$25,133.173	\$31,416.346
17702	Museum Development Coordinator	4	PRO	4	\$52,277	\$65,346	\$71,881	\$4,356.42	\$5,445.53	\$25,133.173	\$31,416.346
17801	Natural Resource Specialist	4	PRO	4	\$52,277	\$65,346	\$71,881	\$4,356.42	\$5,445.53	\$25,133.173	\$31,416.346
17441	Network Administrator I	4	PRO	4	\$52,277	\$65,346	\$71,881	\$4,356.42	\$5,445.53	\$25,133.173	\$31,416.346
18003	Planner II	4	PRO	4	\$52,277	\$65,346	\$71,881	\$4,356.42	\$5,445.53	\$25,133.173	\$31,416.346
18490	Polygraphist I	4	PRO	4	\$52,277	\$65,346	\$71,881	\$4,356.42	\$5,445.53	\$25,133.173	\$31,416.346
12753	Program Coordinator	4	PRO	4	\$52,277	\$65,346	\$71,881	\$4,356.42	\$5,445.53	\$25,133.173	\$31,416.346
18426	Recruiter	4	PRO	4	\$52,277	\$65,346	\$71,881	\$4,356.42	\$5,445.53	\$25,133.173	\$31,416.346
18475	Redevelopment Specialist	4	PRO	4	\$52,277	\$65,346	\$71,881	\$4,356.42	\$5,445.53	\$25,133.173	\$31,416.346
16153	Senior Probation Officer	4	PRO	4	\$52,277	\$65,346	\$71,881	\$4,356.42	\$5,445.53	\$25,133.173	\$31,416.346
12708	Systems Administrator I	4	PRO	4	\$52,277	\$65,346	\$71,881	\$4,356.42	\$5,445.53	\$25,133.173	\$31,416.346
17050	Volunteer Coordinator	4	PRO	4	\$52,277	\$65,346	\$71,881	\$4,356.42	\$5,445.53	\$25,133.173	\$31,416.346
17420	Web Coordinator	4	PRO	4	\$52,277	\$65,346	\$71,881	\$4,356.42	\$5,445.53	\$25,133.173	\$31,416.346
17201	Accountant II	4	PRO	3	\$50,500	\$59,951	\$65,946	\$4,208.33	\$4,995.92	\$24,278.846	\$28,822.596
17421	Application Support Administrator I	4	PRO	3	\$50,500	\$59,951	\$65,946	\$4,208.33	\$4,995.92	\$24,278.846	\$28,822.596
12635	Buyer II	4	PRO	3	\$50,500	\$59,951	\$65,946	\$4,208.33	\$4,995.92	\$24,278.846	\$28,822.596
12881	Claims Adjustor I	4	PRO	3	\$50,500	\$59,951	\$65,946	\$4,208.33	\$4,995.92	\$24,278.846	\$28,822.596
12602	Fire Accreditation Coordinator	4	PRO	3	\$50,500	\$59,951	\$65,946	\$4,208.33	\$4,995.92	\$24,278.846	\$28,822.596
12685	GIS Analyst II	4	PRO	3	\$50,500	\$59,951	\$65,946	\$4,208.33	\$4,995.92	\$24,278.846	\$28,822.596
18429	Human Resources Generalist	4	PRO	3	\$50,500	\$59,951	\$65,946	\$4,208.33	\$4,995.92	\$24,278.846	\$28,822.596
17006	Legislative Assistant	4	PRO	3	\$50,500	\$59,951	\$65,946	\$4,208.33	\$4,995.92	\$24,278.846	\$28,822.596
16028	Museum Exhibits Designer	4	PRO	3	\$50,500	\$59,951	\$65,946	\$4,208.33	\$4,995.92	\$24,278.846	\$28,822.596
12757	Public Communication Specialist II	4	PRO	3	\$50,500	\$59,951	\$65,946	\$4,208.33	\$4,995.92	\$24,278.846	\$28,822.596
17290	Sales Tax Auditor II	4	PRO	3	\$50,500	\$59,951	\$65,946	\$4,208.33	\$4,995.92	\$24,278.846	\$28,822.596
17803	Special Events Coordinator	4	PRO	3	\$50,500	\$59,951	\$65,946	\$4,208.33	\$4,995.92	\$24,278.846	\$28,822.596
17460	Analyst I, Benefits	4	PRO	2	\$44,000	\$55,000	\$60,500	\$3,666.67	\$4,583.33	\$21,153.846	\$26,442.308
17460	Analyst I, Budget	4	PRO	2	\$44,000	\$55,000	\$60,500	\$3,666.67	\$4,583.33	\$21,153.846	\$26,442.308
17460	Analyst I, Claims	4	PRO	2	\$44,000	\$55,000	\$60,500	\$3,666.67	\$4,583.33	\$21,153.846	\$26,442.308
17460	Analyst I, Crime	4	PRO	2	\$44,000	\$55,000	\$60,500	\$3,666.67	\$4,583.33	\$21,153.846	\$26,442.308
12605	Analyst I, Financial	4	PRO	2	\$44,000	\$55,000	\$60,500	\$3,666.67	\$4,583.33	\$21,153.846	\$26,442.308
12605	Analyst I, Grants	4	PRO	2	\$44,000	\$55,000	\$60,500	\$3,666.67	\$4,583.33	\$21,153.846	\$26,442.308
17218	Auditor I	4	PRO	2	\$44,000	\$55,000	\$60,500	\$3,666.67	\$4,583.33	\$21,153.846	\$26,442.308
18231	Community Behavioral Health Clinician	4	PRO	2	\$44,000	\$55,000	\$60,500	\$3,666.67	\$4,583.33	\$21,153.846	\$26,442.308
18002	Planner I	4	PRO	2	\$44,000	\$55,000	\$60,500	\$3,666.67	\$4,583.33	\$21,153.846	\$26,442.308
18106	Public Communication Specialist I	4	PRO	2	\$44,000	\$55,000	\$60,500	\$3,666.67	\$4,583.33	\$21,153.846	\$26,442.308
12707	Systems Analyst I	4	PRO	2	\$44,000	\$55,000	\$60,500	\$3,666.67	\$4,583.33	\$21,153.846	\$26,442.308
14432	Training Specialist	4	PRO	2	\$44,000	\$55,000	\$60,500	\$3,666.67	\$4,583.33	\$21,153.846	\$26,442.308
17200	Accountant I	4	PRO	1	\$40,368	\$50,459	\$55,505	\$3,364.00	\$4,204.92	\$19,407.692	\$24,259.135
12636	Buyer I	4	PRO	1	\$40,368	\$50,459	\$55,505	\$3,364.00	\$4,204.92	\$19,407.692	\$24,259.135
12632	Contracting Specialist I	4	PRO	1	\$40,368	\$50,459	\$55,505	\$3,364.00	\$4,204.92	\$19,407.692	\$24,259.135
17422	Database Administrator I	4	PRO	1	\$40,368	\$50,459	\$55,505	\$3,364.00	\$4,204.92	\$19,407.692	\$24,259.135
15200	GIS Analyst I	4	PRO	1	\$40,368	\$50,459	\$55,505	\$3,364.00	\$4,204.92	\$19,407.692	\$24,259.135
17704	Museum Registrar	4	PRO	1	\$40,368	\$50,459	\$55,505	\$3,364.00	\$4,204.92	\$19,407.692	\$24,259.135
16031	Real Estate Specialist I	4	PRO	1	\$40,368	\$50,459	\$55,505	\$3,364.00	\$4,204.92	\$19,407.692	\$24,259.135
18488	Victim Advocate	4	PRO	1	\$40,368	\$50,459	\$55,505	\$3,364.00	\$4,204.92	\$19,407.692	\$24,259.135

City of Colorado Springs - 2017 Salary Schedule

Effective January 1, 2017

Job Code	Job Title	Band #	Band Name	Zone #	Annual			Monthly		Hourly	
					Zone Minimum	Market Average	Zone Maximum	Zone Minimum	Market Average	Zone Minimum	Market Average
12111	Latent Fingerprint Examiner	5	PAR	7	\$55,836	\$69,795	\$76,774	\$4,653 00	\$5,816 25	\$26 844231	\$33 555288
14400	Fire Code Inspector II	5	PAR	7	\$55,836	\$69,795	\$76,774	\$4,653 00	\$5,816 25	\$26 844231	\$33 555288
12028	Central Finance Lead	5	PAR	6	\$51,225	\$64,032	\$70,435	\$4,268 75	\$5,336 00	\$24 627404	\$30 784615
18015	Engineering Technician III	5	PAR	6	\$51,225	\$64,032	\$70,435	\$4,268 75	\$5,336 00	\$24 627404	\$30 784615
16098	Environment Health/Safety Coordinator	5	PAR	6	\$51,225	\$64,032	\$70,435	\$4,268 75	\$5,336 00	\$24 627404	\$30 784615
16001	Fleet Services Coordinator	5	PAR	6	\$51,225	\$64,032	\$70,435	\$4,268 75	\$5,336 00	\$24 627404	\$30 784615
16013	Inspector III	5	PAR	6	\$51,225	\$64,032	\$70,435	\$4,268 75	\$5,336 00	\$24 627404	\$30 784615
13902	Project Design Specialist	5	PAR	6	\$51,225	\$64,032	\$70,435	\$4,268 75	\$5,336 00	\$24 627404	\$30 784615
16606	Senior Crime Scene Investigator	5	PAR	6	\$51,225	\$64,032	\$70,435	\$4,268 75	\$5,336 00	\$24 627404	\$30 784615
13034	Senior Fleet Technician	5	PAR	6	\$51,225	\$64,032	\$70,435	\$4,268 75	\$5,336 00	\$24 627404	\$30 784615
14407	Senior Marshal	5	PAR	6	\$51,225	\$64,032	\$70,435	\$4,268 75	\$5,336 00	\$24 627404	\$30 784615
15213	Senior Paralegal	5	PAR	6	\$51,225	\$64,032	\$70,435	\$4,268 75	\$5,336 00	\$24 627404	\$30 784615
12801	Senior Skilled Maintenance Technician	5	PAR	6	\$51,225	\$64,032	\$70,435	\$4,268 75	\$5,336 00	\$24 627404	\$30 784615
12696	Senior Technical Support Analyst	5	PAR	6	\$51,225	\$64,032	\$70,435	\$4,268 75	\$5,336 00	\$24 627404	\$30 784615
12758	Video Production Specialist	5	PAR	6	\$51,225	\$64,032	\$70,435	\$4,268 75	\$5,336 00	\$24 627404	\$30 784615
16605	Crime Scene Investigator	5	PAR	5	\$46,996	\$58,745	\$64,619	\$3,916 33	\$4,895 42	\$22 594231	\$28 242788
15068	Electronic Specialist	5	PAR	5	\$46,996	\$58,745	\$64,619	\$3,916 33	\$4,895 42	\$22 594231	\$28 242788
16025	Engineering Technician II	5	PAR	5	\$46,996	\$58,745	\$64,619	\$3,916 33	\$4,895 42	\$22 594231	\$28 242788
14401	Fire Code Inspector I	5	PAR	5	\$46,996	\$58,745	\$64,619	\$3,916 33	\$4,895 42	\$22 594231	\$28 242788
12681	Fleet Technician	5	PAR	5	\$46,996	\$58,745	\$64,619	\$3,916 33	\$4,895 42	\$22 594231	\$28 242788
18428	HRIS Specialist	5	PAR	5	\$46,996	\$58,745	\$64,619	\$3,916 33	\$4,895 42	\$22 594231	\$28 242788
16023	Inspector II	5	PAR	5	\$46,996	\$58,745	\$64,619	\$3,916 33	\$4,895 42	\$22 594231	\$28 242788
15211	Paralegal	5	PAR	5	\$46,996	\$58,745	\$64,619	\$3,916 33	\$4,895 42	\$22 594231	\$28 242788
16600	Police Court Liaison	5	PAR	5	\$46,996	\$58,745	\$64,619	\$3,916 33	\$4,895 42	\$22 594231	\$28 242788
14423	Police Financial Services Coordinator	5	PAR	5	\$46,996	\$58,745	\$64,619	\$3,916 33	\$4,895 42	\$22 594231	\$28 242788
14422	Police Fleet/Supply Coordinator	5	PAR	5	\$46,996	\$58,745	\$64,619	\$3,916 33	\$4,895 42	\$22 594231	\$28 242788
16053	Probation Officer	5	PAR	5	\$46,996	\$58,745	\$64,619	\$3,916 33	\$4,895 42	\$22 594231	\$28 242788
12768	Public Safety Dispatcher Trainer	5	PAR	5	\$46,996	\$58,745	\$64,619	\$3,916 33	\$4,895 42	\$22 594231	\$28 242788
15086	Senior Code Enforcement Officer	5	PAR	5	\$46,996	\$58,745	\$64,619	\$3,916 33	\$4,895 42	\$22 594231	\$28 242788
16652	Senior Evidence Technician	5	PAR	5	\$46,996	\$58,745	\$64,619	\$3,916 33	\$4,895 42	\$22 594231	\$28 242788
14405	Marshal	5	PAR	5	\$46,996	\$58,745	\$64,619	\$3,916 33	\$4,895 42	\$22 594231	\$28 242788
15100	Senior Airport Operations Agent	5	PAR	5	\$46,996	\$58,745	\$64,619	\$3,916 33	\$4,895 42	\$22 594231	\$28 242788
12809	Skilled Maintenance Technician II	5	PAR	5	\$46,996	\$58,745	\$64,619	\$3,916 33	\$4,895 42	\$22 594231	\$28 242788
19657	Streets Operations Program Assistant	5	PAR	5	\$46,996	\$58,745	\$64,619	\$3,916 33	\$4,895 42	\$22 594231	\$28 242788
12803	Streets District Crew Leader	5	PAR	5	\$46,996	\$58,745	\$64,619	\$3,916 33	\$4,895 42	\$22 594231	\$28 242788
13400	Transit Scheduler	5	PAR	5	\$46,996	\$58,745	\$64,619	\$3,916 33	\$4,895 42	\$22 594231	\$28 242788
17007	Assistant to Council	5	PAR	4	\$43,115	\$53,894	\$59,283	\$3,592 92	\$4,491 17	\$20 728365	\$25 910577
14014	Cemetery Specialist	5	PAR	4	\$43,115	\$53,894	\$59,283	\$3,592 92	\$4,491 17	\$20 728365	\$25 910577
15016	Code Enforcement Officer	5	PAR	4	\$43,115	\$53,894	\$59,283	\$3,592 92	\$4,491 17	\$20 728365	\$25 910577
15018	Community Service Officer	5	PAR	4	\$43,115	\$53,894	\$59,283	\$3,592 92	\$4,491 17	\$20 728365	\$25 910577
13035	Fleet Specialist	5	PAR	4	\$43,115	\$53,894	\$59,283	\$3,592 92	\$4,491 17	\$20 728365	\$25 910577
14061	Graphics Technician	5	PAR	4	\$43,115	\$53,894	\$59,283	\$3,592 92	\$4,491 17	\$20 728365	\$25 910577
12769	Public Safety Dispatcher II	5	PAR	4	\$43,115	\$53,894	\$59,283	\$3,592 92	\$4,491 17	\$20 728365	\$25 910577
16522	Recreation Assistant	5	PAR	4	\$43,115	\$53,894	\$59,283	\$3,592 92	\$4,491 17	\$20 728365	\$25 910577
18423	Recruiting Technician	5	PAR	4	\$43,115	\$53,894	\$59,283	\$3,592 92	\$4,491 17	\$20 728365	\$25 910577
11097	Senior Central Finance Technician	5	PAR	4	\$43,115	\$53,894	\$59,283	\$3,592 92	\$4,491 17	\$20 728365	\$25 910577
12188	Senior Courtroom Assistant	5	PAR	4	\$43,115	\$53,894	\$59,283	\$3,592 92	\$4,491 17	\$20 728365	\$25 910577
11063	Senior Legal Secretary	5	PAR	4	\$43,115	\$53,894	\$59,283	\$3,592 92	\$4,491 17	\$20 728365	\$25 910577
12792	Senior Payroll & Pension Technician	5	PAR	4	\$43,115	\$53,894	\$59,283	\$3,592 92	\$4,491 17	\$20 728365	\$25 910577
14066	Signs Technician II	5	PAR	4	\$43,115	\$53,894	\$59,283	\$3,592 92	\$4,491 17	\$20 728365	\$25 910577
12813	Staff Assistant	5	PAR	4	\$43,115	\$53,894	\$59,283	\$3,592 92	\$4,491 17	\$20 728365	\$25 910577
12698	Technical Support Analyst II	5	PAR	4	\$43,115	\$53,894	\$59,283	\$3,592 92	\$4,491 17	\$20 728365	\$25 910577
12601	Administrative Technician	5	PAR	3	\$39,555	\$49,443	\$54,388	\$3,296 25	\$4,120 25	\$19 016827	\$23 770673
15090	Airport Operations Agent	5	PAR	3	\$39,555	\$49,443	\$54,388	\$3,296 25	\$4,120 25	\$19 016827	\$23 770673
13005	Associate Fleet Technician	5	PAR	3	\$39,555	\$49,443	\$54,388	\$3,296 25	\$4,120 25	\$19 016827	\$23 770673
12088	Courtroom Assistant	5	PAR	3	\$39,555	\$49,443	\$54,388	\$3,296 25	\$4,120 25	\$19 016827	\$23 770673
15311	Digital Imaging Technician	5	PAR	3	\$39,555	\$49,443	\$54,388	\$3,296 25	\$4,120 25	\$19 016827	\$23 770673
13172	Engineering Technician I	5	PAR	3	\$39,555	\$49,443	\$54,388	\$3,296 25	\$4,120 25	\$19 016827	\$23 770673
16610	Evidence Technician	5	PAR	3	\$39,555	\$49,443	\$54,388	\$3,296 25	\$4,120 25	\$19 016827	\$23 770673
12837	Forestry Technician	5	PAR	3	\$39,555	\$49,443	\$54,388	\$3,296 25	\$4,120 25	\$19 016827	\$23 770673
13408	GIS Technician	5	PAR	3	\$39,555	\$49,443	\$54,388	\$3,296 25	\$4,120 25	\$19 016827	\$23 770673
16034	Inspector I	5	PAR	3	\$39,555	\$49,443	\$54,388	\$3,296 25	\$4,120 25	\$19 016827	\$23 770673
12717	Legal Secretary	5	PAR	3	\$39,555	\$49,443	\$54,388	\$3,296 25	\$4,120 25	\$19 016827	\$23 770673
15150	License Enforcement Officer	5	PAR	3	\$39,555	\$49,443	\$54,388	\$3,296 25	\$4,120 25	\$19 016827	\$23 770673
12589	Museum Development Technician	5	PAR	3	\$39,555	\$49,443	\$54,388	\$3,296 25	\$4,120 25	\$19 016827	\$23 770673
15083	Planning Technician	5	PAR	3	\$39,555	\$49,443	\$54,388	\$3,296 25	\$4,120 25	\$19 016827	\$23 770673
12625	Public Communications Technician	5	PAR	3	\$39,555	\$49,443	\$54,388	\$3,296 25	\$4,120 25	\$19 016827	\$23 770673
12767	Public Safety Dispatcher I	5	PAR	3	\$39,555	\$49,443	\$54,388	\$3,296 25	\$4,120 25	\$19 016827	\$23 770673
15023	Radio Technician	5	PAR	3	\$39,555	\$49,443	\$54,388	\$3,296 25	\$4,120 25	\$19 016827	\$23 770673
16066	Sales Tax Investigator II	5	PAR	3	\$39,555	\$49,443	\$54,388	\$3,296 25	\$4,120 25	\$19 016827	\$23 770673
12199	Senior Probation Technician	5	PAR	3	\$39,555	\$49,443	\$54,388	\$3,296 25	\$4,120 25	\$19 016827	\$23 770673

City of Colorado Springs - 2017 Salary Schedule

Effective January 1, 2017

Job Code	Job Title	Band #	Band Name	Zone #	Annual			Monthly		Hourly	
					Zone Minimum	Market Average	Zone Maximum	Zone Minimum	Market Average	Zone Minimum	Market Average
14065	Signs Technician I	5	PAR	3	\$39,555	\$49,443	\$54,388	\$3,296.25	\$4,120.25	\$19.016827	\$23.770673
12808	Skilled Maintenance Technician I	5	PAR	3	\$39,555	\$49,443	\$54,388	\$3,296.25	\$4,120.25	\$19.016827	\$23.770673
15103	Airport Customer Service Coordinator	5	PAR	2	\$36,289	\$45,361	\$49,898	\$3,024.08	\$3,780.08	\$17.446635	\$21.808173
12765	Emergency Response Technician	5	PAR	2	\$36,289	\$45,361	\$49,898	\$3,024.08	\$3,780.08	\$17.446635	\$21.808173
12103	Police Services Representative	5	PAR	2	\$36,289	\$45,361	\$49,898	\$3,024.08	\$3,780.08	\$17.446635	\$21.808173
12099	Probation Technician	5	PAR	2	\$36,289	\$45,361	\$49,898	\$3,024.08	\$3,780.08	\$17.446635	\$21.808173
12097	Records Systems Coordinator	5	PAR	2	\$36,289	\$45,361	\$49,898	\$3,024.08	\$3,780.08	\$17.446635	\$21.808173
16065	Sales Tax Investigator I	5	PAR	2	\$36,289	\$45,361	\$49,898	\$3,024.08	\$3,780.08	\$17.446635	\$21.808173
18515	Senior Accounting Technician	5	PAR	2	\$36,289	\$45,361	\$49,898	\$3,024.08	\$3,780.08	\$17.446635	\$21.808173
13025	Parts/Supply Specialist	5	PAR	1	\$33,293	\$41,616	\$45,778	\$2,774.42	\$3,468.00	\$16.006250	\$20.007692
12130	Sales Tax Technician	5	PAR	1	\$33,293	\$41,616	\$45,778	\$2,774.42	\$3,468.00	\$16.006250	\$20.007692
12697	Technical Support Analyst I	5	PAR	1	\$33,293	\$41,616	\$45,778	\$2,774.42	\$3,468.00	\$16.006250	\$20.007692
12793	Senior Maintenance Technician	6	GNL	8	\$42,603	\$53,253	\$58,578	\$3,550.25	\$4,437.75	\$20.482212	\$25.602404
12622	Cemetery Technician	6	GNL	7	\$39,085	\$48,856	\$53,742	\$3,257.08	\$4,071.33	\$18.790865	\$23.488462
11095	Central Finance Technician II	6	GNL	7	\$39,085	\$48,856	\$53,742	\$3,257.08	\$4,071.33	\$18.790865	\$23.488462
12110	Fingerprint Technician	6	GNL	7	\$39,085	\$48,856	\$53,742	\$3,257.08	\$4,071.33	\$18.790865	\$23.488462
11073	Lead Transit Dispatcher	6	GNL	7	\$39,085	\$48,856	\$53,742	\$3,257.08	\$4,071.33	\$18.790865	\$23.488462
11090	Payroll & Pension Technician II	6	GNL	7	\$39,085	\$48,856	\$53,742	\$3,257.08	\$4,071.33	\$18.790865	\$23.488462
12785	Senior Equipment Operator	6	GNL	7	\$39,085	\$48,856	\$53,742	\$3,257.08	\$4,071.33	\$18.790865	\$23.488462
12192	Senior Municipal Court Clerk	6	GNL	7	\$39,085	\$48,856	\$53,742	\$3,257.08	\$4,071.33	\$18.790865	\$23.488462
14064	Senior Parking Meter Technician	6	GNL	7	\$39,085	\$48,856	\$53,742	\$3,257.08	\$4,071.33	\$18.790865	\$23.488462
17461	Benefits Specialist	6	GNL	6	\$35,857	\$44,822	\$49,304	\$2,988.08	\$3,735.17	\$17.238942	\$21.549038
11093	Central Finance Technician I	6	GNL	6	\$35,857	\$44,822	\$49,304	\$2,988.08	\$3,735.17	\$17.238942	\$21.549038
12653	Equipment Operator II	6	GNL	6	\$35,857	\$44,822	\$49,304	\$2,988.08	\$3,735.17	\$17.238942	\$21.549038
12798	License Specialist II	6	GNL	6	\$35,857	\$44,822	\$49,304	\$2,988.08	\$3,735.17	\$17.238942	\$21.549038
12729	Maintenance Technician II	6	GNL	6	\$35,857	\$44,822	\$49,304	\$2,988.08	\$3,735.17	\$17.238942	\$21.549038
12093	Municipal Court Clerk II	6	GNL	6	\$35,857	\$44,822	\$49,304	\$2,988.08	\$3,735.17	\$17.238942	\$21.549038
12853	Park Ranger	6	GNL	6	\$35,857	\$44,822	\$49,304	\$2,988.08	\$3,735.17	\$17.238942	\$21.549038
14062	Parking Meter Technician	6	GNL	6	\$35,857	\$44,822	\$49,304	\$2,988.08	\$3,735.17	\$17.238942	\$21.549038
11091	Payroll & Pension Technician I	6	GNL	6	\$35,857	\$44,822	\$49,304	\$2,988.08	\$3,735.17	\$17.238942	\$21.549038
15310	Printing Technician	6	GNL	6	\$35,857	\$44,822	\$49,304	\$2,988.08	\$3,735.17	\$17.238942	\$21.549038
12732	Senior Medical Assistant	6	GNL	6	\$35,857	\$44,822	\$49,304	\$2,988.08	\$3,735.17	\$17.238942	\$21.549038
12797	Senior Office Specialist	6	GNL	6	\$35,857	\$44,822	\$49,304	\$2,988.08	\$3,735.17	\$17.238942	\$21.549038
11043	Transit Dispatcher	6	GNL	6	\$35,857	\$44,822	\$49,304	\$2,988.08	\$3,735.17	\$17.238942	\$21.549038
11002	Accounting Technician II	6	GNL	5	\$32,897	\$41,121	\$45,233	\$2,741.42	\$3,426.75	\$15.815865	\$19.769712
11033	Communications Center Dispatcher	6	GNL	5	\$32,897	\$41,121	\$45,233	\$2,741.42	\$3,426.75	\$15.815865	\$19.769712
13072	Driver	6	GNL	5	\$32,897	\$41,121	\$45,233	\$2,741.42	\$3,426.75	\$15.815865	\$19.769712
12722	Fire Community and Public Health Provider	6	GNL	5	\$32,897	\$41,121	\$45,233	\$2,741.42	\$3,426.75	\$15.815865	\$19.769712
12743	License Specialist I	6	GNL	5	\$32,897	\$41,121	\$45,233	\$2,741.42	\$3,426.75	\$15.815865	\$19.769712
12092	Municipal Court Clerk I	6	GNL	5	\$32,897	\$41,121	\$45,233	\$2,741.42	\$3,426.75	\$15.815865	\$19.769712
12741	Office Specialist	6	GNL	5	\$32,897	\$41,121	\$45,233	\$2,741.42	\$3,426.75	\$15.815865	\$19.769712
14420	Parking Enforcement Officer	6	GNL	5	\$32,897	\$41,121	\$45,233	\$2,741.42	\$3,426.75	\$15.815865	\$19.769712
14023	Radio Installer	6	GNL	5	\$32,897	\$41,121	\$45,233	\$2,741.42	\$3,426.75	\$15.815865	\$19.769712
11003	Accounting Technician I	6	GNL	4	\$30,181	\$37,726	\$41,498	\$2,515.08	\$3,143.83	\$14.510096	\$18.137500
13302	Equipment Operator I	6	GNL	4	\$30,181	\$37,726	\$41,498	\$2,515.08	\$3,143.83	\$14.510096	\$18.137500
12725	Maintenance Technician I	6	GNL	4	\$30,181	\$37,726	\$41,498	\$2,515.08	\$3,143.83	\$14.510096	\$18.137500
12734	Medical Assistant	6	GNL	4	\$30,181	\$37,726	\$41,498	\$2,515.08	\$3,143.83	\$14.510096	\$18.137500
	Reserved for Future Use	6	GNL	3	\$27,689	\$34,611	\$38,072	\$2,307.42	\$2,884.25	\$13.312019	\$16.639904
12733	Office Assistant/Receptionist	6	GNL	2	\$25,402	\$31,753	\$34,928	\$2,116.83	\$2,646.08	\$12.212500	\$15.265865
12744	Office Specialist, Mail	6	GNL	2	\$25,402	\$31,753	\$34,928	\$2,116.83	\$2,646.08	\$12.212500	\$15.265865
12721	Maintenance Services Worker	6	GNL	1	\$23,305	\$29,131	\$32,044	\$1,942.08	\$2,427.58	\$11.204327	\$14.005288

FIRE - Paid by Rank

Job Code	Rank	Monthly Pay Rate	Hourly Pay Rate
56 Hours/Week			
19407	Battalion Chief	\$9,436	\$38.886078
19406	Fire Captain	\$7,766	\$32.001419
19405	Fire Lieutenant	\$7,003	\$28.857516
19416	Fire Paramedic 1st	\$6,649	\$27.398982
	Fire Paramedic 2nd	\$5,935	\$24.456166
	Fire Paramedic 3rd	\$5,299	\$21.835755
19404	Fire Driver Engineer	\$6,370	\$26.251779
19403	Firefighter 1st	\$5,851	\$24.109319
	Firefighter 2nd	\$5,224	\$21.526269
	Firefighter 3rd	\$4,664	\$19.221642
	Firefighter 4th	\$4,166	\$17.165760
40 Hours/Week			
19407	Battalion Chief	\$9,436	\$54.440508
19406	Fire Captain (Staff)	\$7,982	\$46.047115
19405	Fire Lieutenant (Staff)	\$7,197	\$41.521845
19409	Fire Trainee	\$3,856	\$22.245062
19412	Fire Investigator	\$6,374	\$36.773857

POLICE - Paid by Rank

Job Code	Rank	Monthly Pay Rate	Hourly Pay Rate
19308	Police Commander	\$10,082	\$58.167462
19307	Police Lieutenant	\$8,802	\$50.779288
19306	Police Sergeant	\$7,704	\$44.445409
19304	Police Officer 1st	\$6,154	\$35.506176
	Police Officer 2nd	\$5,576	\$32.170192
	Police Officer 3rd	\$5,060	\$29.192307
	Police Officer 4th	\$4,591	\$26.490385
19300	Police Recruit	\$4,166	\$24.038462

City of Colorado Springs - 2017 Salary Schedule

Unclassified Job Codes

Job Code	Job Title	Band #	Band Name	Zone #	Zone Minimum	Zone Maximum
Seasonal (6 months or less)						
50600	PT Pikes Peak HWY Ranger	SNL	Seasonal	6	TBD	\$24.00
50602	PT Park Ranger	SNL	Seasonal	5	TBD	\$21.00
50603	PT Recreation & Camp Support	SNL	Seasonal	5	TBD	\$21.00
50609	PT Aquatics Support	SNL	Seasonal	4	TBD	\$17.00
51400	PT Wildfire Mitigation and Forestry	SNL	Seasonal	4	TBD	\$17.00
51600	PT Maintenance Support	SNL	Seasonal	4	TBD	\$17.00
50400	PT Park Patrol	SNL	Seasonal	3	TBD	\$14.00
50604	PT Guide or Interpreter	SNL	Seasonal	3	TBD	\$14.00
51500	PT Cemetery Support	SNL	Seasonal	2	TBD	\$12.00
50606	PT Park Support	SNL	Seasonal	2	TBD	\$12.00
50607	PT Sport Site Supervisor	SNL	Seasonal	2	TBD	\$12.00
50608	PT Sports Staff	SNL	Seasonal	1	TBD	\$11.00
Part-Time (Year Round less than 29 hours per week)						
70100	PT Professional & IT	PRT	Part-Time	10	\$17.00	\$85.00
70200	PT Attorney	PRT	Part-Time	9	\$20.00	\$40.00
70300	PT Municipal Court Referee*	PRT	Part-Time	8	\$15.00	\$37.00
70401	PT Background Investigator	PRT	Part-Time	7	\$21.00	\$31.00
70402	PT Civilian Criminal Investigator	PRT	Part-Time	7	\$21.00	\$31.00
70403	PT Explosives Unit Investigator	PRT	Part-Time	7	\$21.00	\$31.00
70404	PT Polygraph Examiner	PRT	Part-Time	7	\$21.00	\$31.00
70405	PT Comm Center Support	PRT	Part-Time	7	\$21.00	\$31.00
70406	PT Training Academy Instructor	PRT	Part-Time	7	\$21.00	\$31.00
70500	PT Community Service Officer	PRT	Part-Time	6	\$17.00	\$25.00
70407	PT Probation Officer	PRT	Part-Time	6	\$17.00	\$25.00
70600	PT Pikes Peak HWY Ranger	PRT	Part-Time	5	TBD	\$24.00
70700	PT Administrative Support	PRT	Part-Time	5	TBD	\$24.00
70408	PT Evidence Technician	PRT	Part-Time	5	TBD	\$24.00
70602	PT Park Ranger	PRT	Part-Time	5	TBD	\$24.00
70800	PT Community Health Navigator	PRT	Part-Time	5	TBD	\$24.00
70603	PT Recreation and Camp Support	PRT	Part-Time	5	TBD	\$24.00
70900	PT Code Enforcement Officer	PRT	Part-Time	4	TBD	\$17.00
71000	PT Internship***	PRT	Part-Time	4	TBD	\$17.00
71100	PT Maintenance Support	PRT	Part-Time	4	TBD	\$17.00
71200	PT Bus Driver	PRT	Part-Time	4	TBD	\$17.00
71400	PT Wildfire Mitigation and Forestry	PRT	Part-Time	4	TBD	\$17.00
70604	PT Guide or Interpreter	PRT	Part-Time	4	TBD	\$17.00
70605	PT Day Camp Support	PRT	Part-Time	3	TBD	\$12.00
70606	PT Park Support	PRT	Part-Time	3	TBD	\$12.00
70607	PT Sport Site Supervisor	PRT	Part-Time	3	TBD	\$12.00
71500	PT Cemetery Support	PRT	Part-Time	3	TBD	\$12.00
70608	PT Sports Staff	PRT	Part-Time	2	TBD	\$11.00
71300	PT Election Staff**	PRT	Part-Time	1	TBD	\$10.00
Hourly (Year Round Full-time)						
10813	Hourly III	HRL	Hourly	3	TBD	\$9.12
10814	Hourly IV	HRL	Hourly	4	\$9.13	\$12.33
10815	Hourly V	HRL	Hourly	5	\$12.34	\$16.69
10816	Hourly VI	HRL	Hourly	6	\$16.70	\$25.00
10817	Hourly VII	HRL	Hourly	7	\$25.01	\$35.00

TBD - Will be the Colorado Minimum Wage Rate as determined by the State of Colorado, pending election results.