

STATE OF DOWNTOWN

Colorado Springs 2017



Economic snapshot and performance indicators





DEVELOPMENT & INVESTMENT

TOTAL INVESTMENT: \$601,246,202

\$85,321,202

\$242,150,000

\$273,775,000

Completed*

Under construction

Announced



DEVELOPMENT & INVESTMENT



- 55% categorized as Completed or Under Construction
- 54% increase in projects Under Construction

DEVELOPMENT & INVESTMENT



- 19 land use permits
- 662 total building permits totaling \$188 million in valuation
- 24% of citywide plancheck valuations

SHOPPING & DINING



- 23 new street-level businesses
- 2.9% vacancy
- \$14.55 average PSF








LIVING



TOURISM & HOSPITALITY



TOURISM & HOSPITALITY



AHEAD FOR 2017-2018



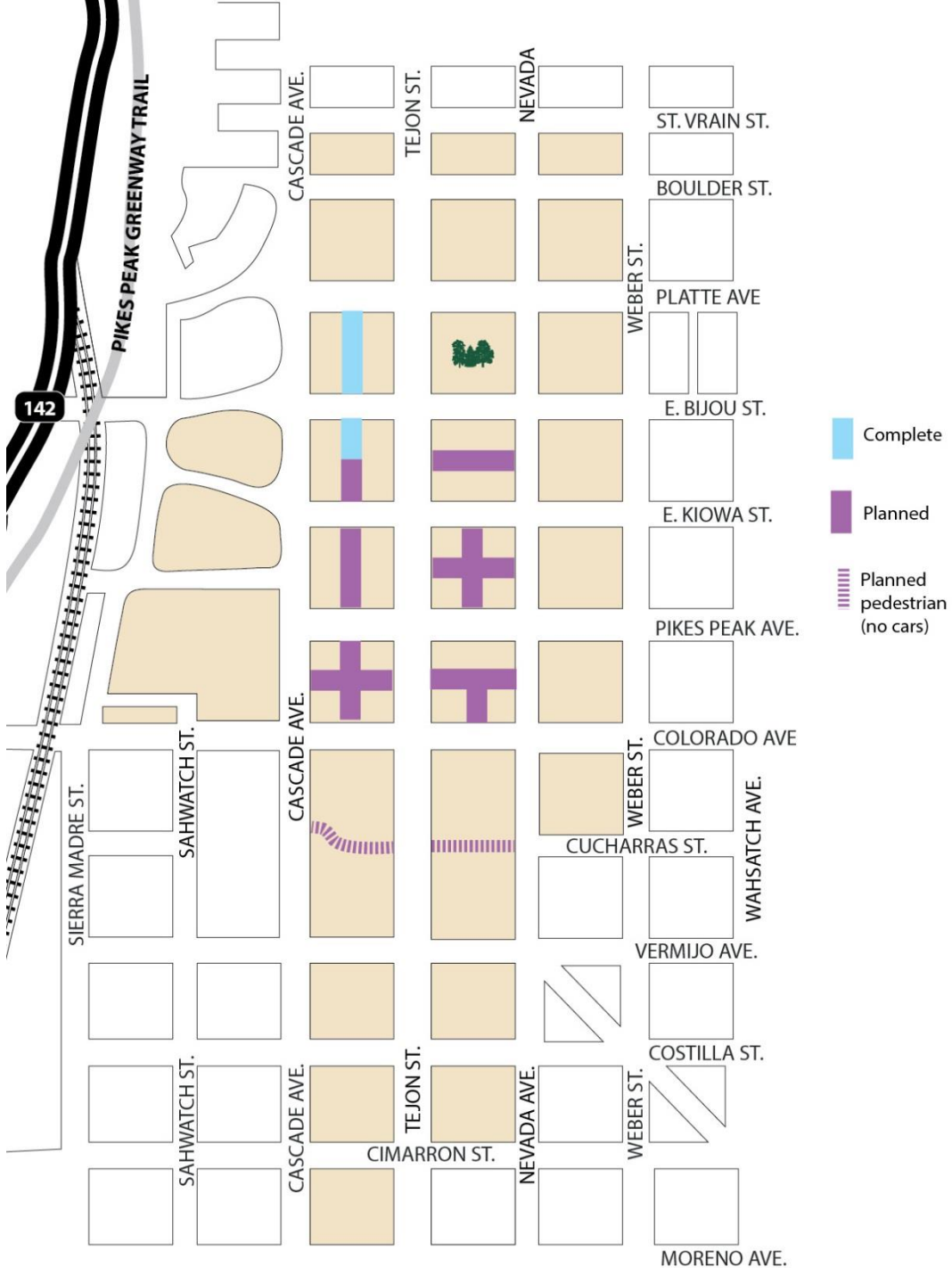
- 9 gateways
- 23 block faces of alleyway improvements
- 42 block faces of improved streetscape
- 172 block faces of urban greenway cycling facilities
- Conversion of Bijou and Kiowa from one way to two way east of Cascade
- Functional relocation of the existing transit center and improved Downtown transit circulation.

Existing Downtown Bike Facilities



Downtown Bike Facilities End of 2018







Conceptual rendering of adaptive changes to the South Tejon gateway. From Experience Downtown Master Plan.




Conceptual rendering of creek and highway confluence at Cimarron and I-25. Project to be completed in 2017, but supplemental features have not been determined.

PIKECYCLE



ART ON THE STREETS



ART ON THE STREETS



