



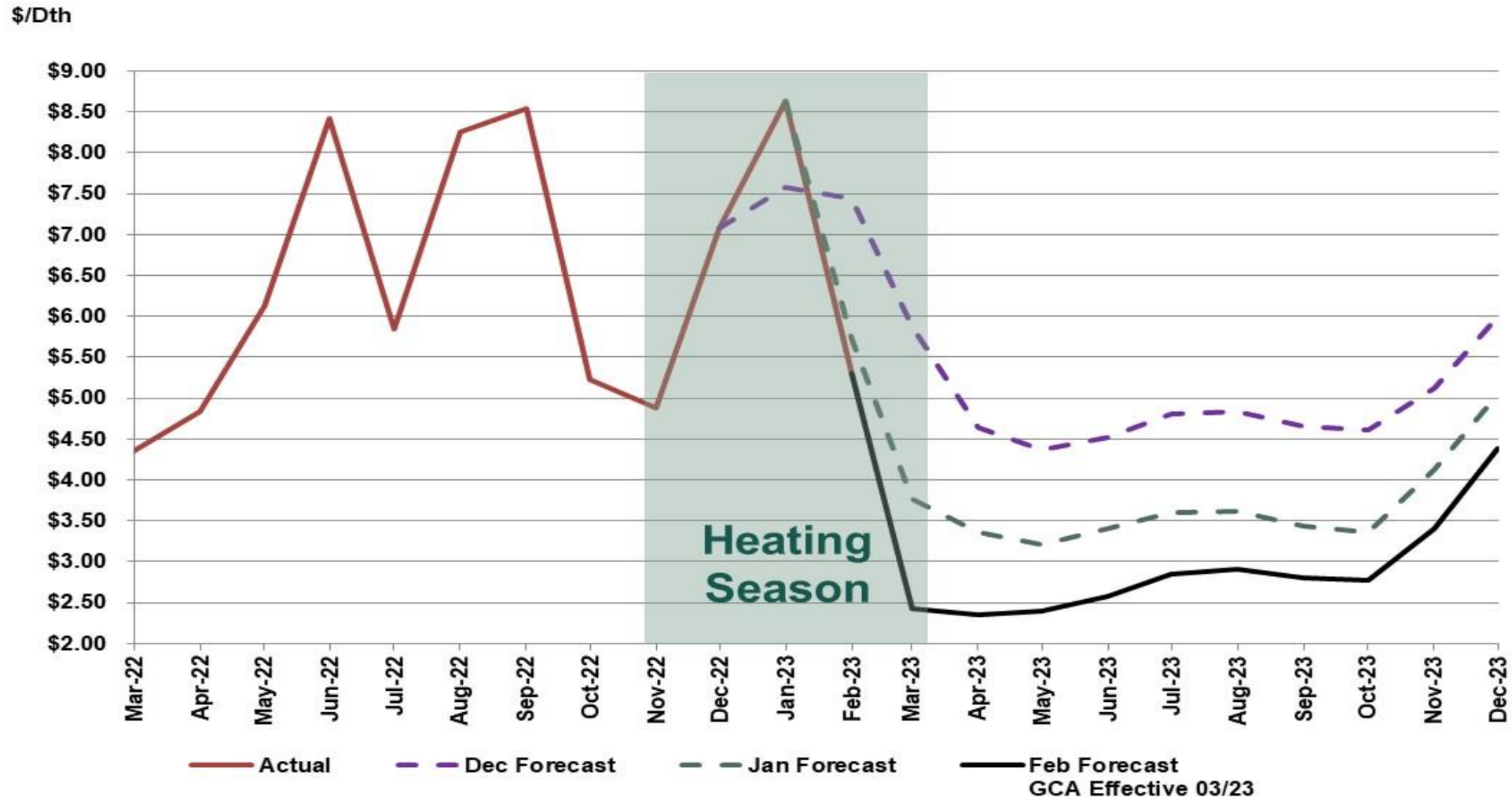
Colorado Springs Utilities
It's how we're all connected

Electric Cost Adjustment Gas Cost Adjustment

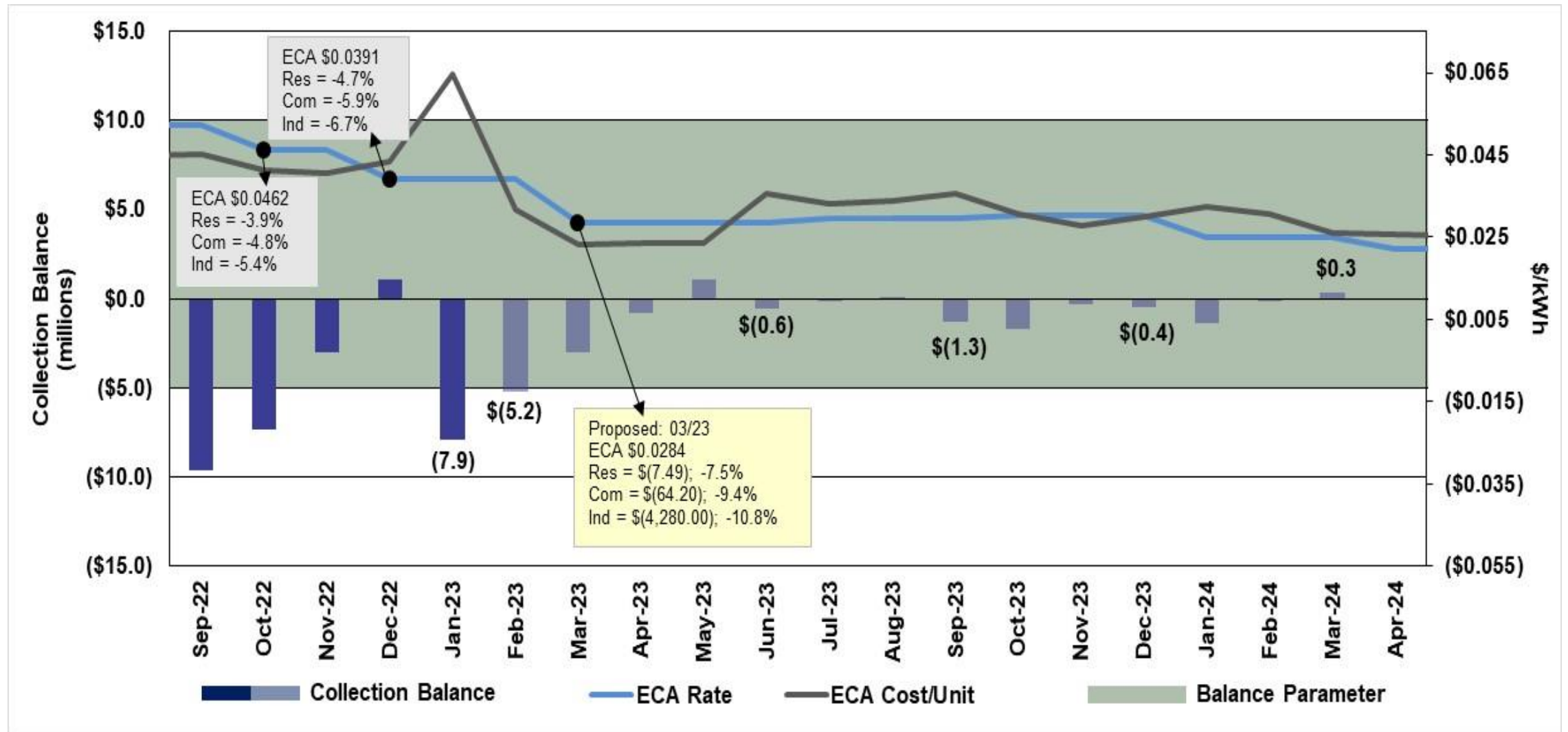
Tristan Gearhart, Chief Planning and Finance Officer

February 28, 2023

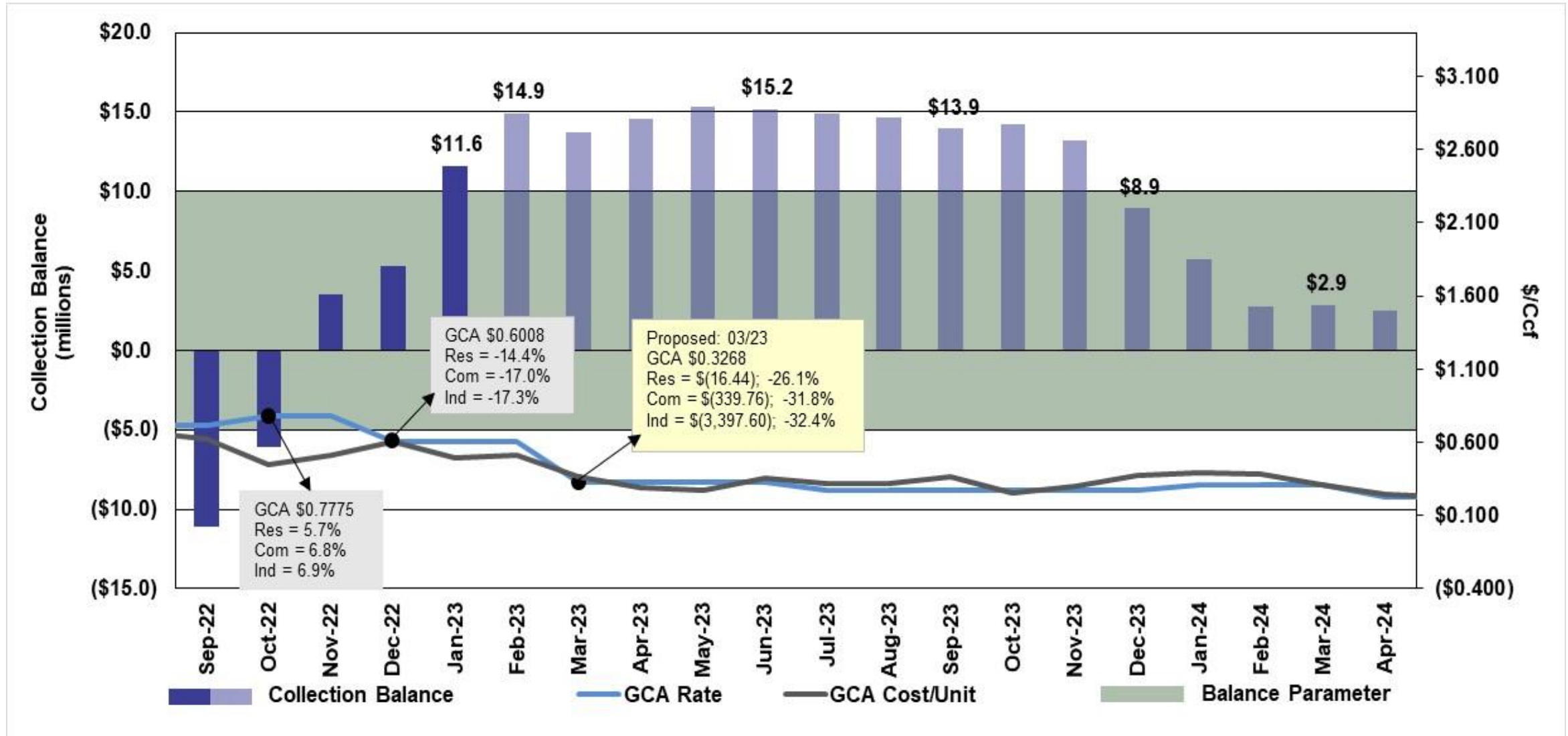
Natural Gas Prices as of February 1, 2023



ECA Projections February 2023

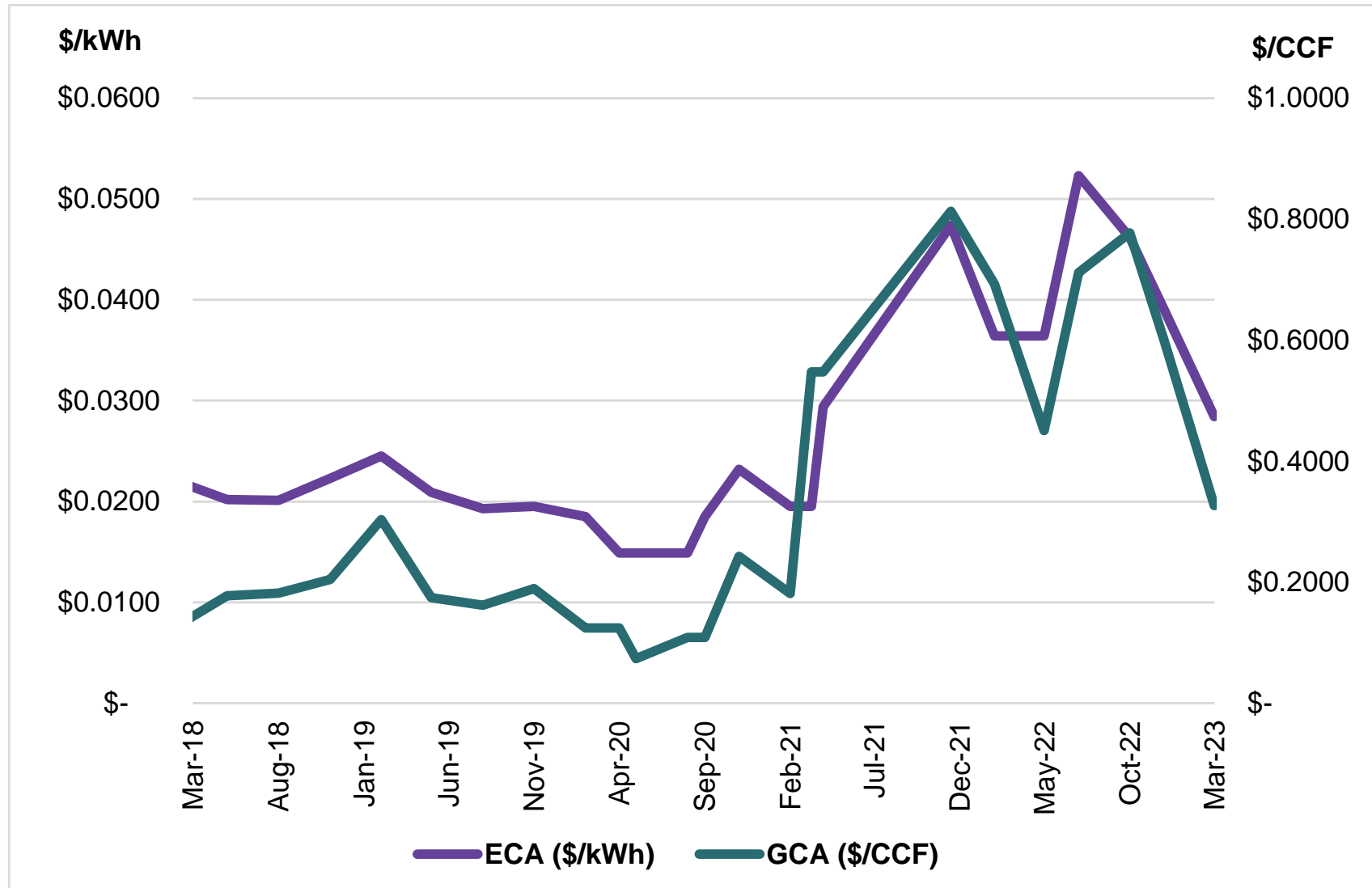


GCA Projections February 2023



Five Year Rate History

March 2018 to Current Proposed Rate



Front Range Bill Comparison

Residential	Electric	Gas	Total
Front Range Average	\$ 114.30	\$ 60.55	\$ 174.86
Colorado Springs	\$ 92.66	\$ 46.54	\$ 139.20
Percent Above (- Below)	<u>-18.94%</u>	<u>-23.14%</u>	<u>-20.39%</u>

Notes:

Front Range communities include Aurora, Denver, Fort Collins, Fountain, Monument, and Pueblo. Rate computations are estimated using assumed billing determinates, tariff rates publicly available on websites, and Colorado Springs Utilities rates proposed effective March 1, 2023.

Sample Residential Bill - Proposed Effective 3/1/23



Sample Residential Monthly Bill

- SAMPLE BILL CALCULATIONS ASSUME:**
- 30 Day Billing Period
 - 700 kWh Electric
 - 60 Ccf Natural Gas (Avg. March to June)
 - 1,100 cf Water inside city limits
 - 700 cf Wastewater inside city limits

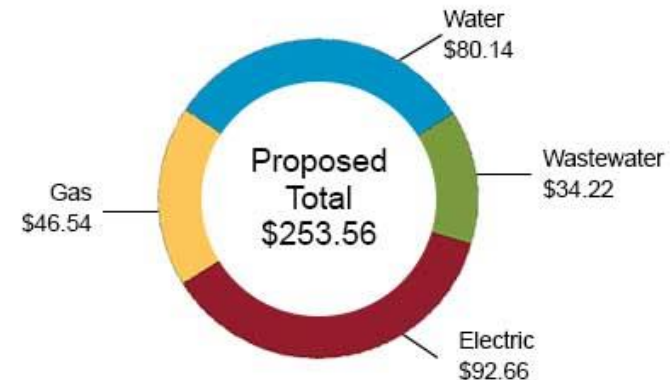
Proposed Residential Changes (Sample Bill)

Current Average Sample Bill	\$277.49
Proposed Electric & Gas Decreases	\$23.93
Proposed Total Avg. Sample Bill	\$253.56

*Actual bill impacts will vary based on individual customer usage.

Sample Total Residential Monthly Bill

Electric (Proposed)	\$92.66
Gas (Proposed)	\$46.54
Water	\$80.14
Wastewater	\$34.22
Total (Proposed)	\$253.56



Additional Information

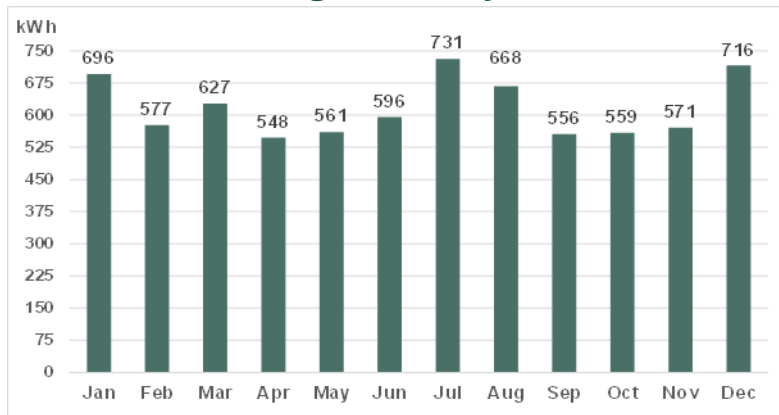
Seasonal Residential Bill Impacts

Four Service Bill Impacts

	kWh	CCF	Current Effective	Proposed (Mar-23)	Proposed Increase/ (Decrease)	% Change	Effective Nov-21 (11/21-01/22)	Increase/ (Decrease) from Nov-21	% Change from Nov-21
Sample Bill	700	60	\$ 277.49	\$ 253.56	\$ (23.93)	-8.6%	\$ 289.46	\$ (35.90)	-12.4%
Average Summer*	700	20	\$ 243.36	\$ 230.39	\$ (12.97)	-5.3%	\$ 247.10	\$ (16.71)	-6.8%
Average Winter*	700	140	\$ 345.71	\$ 299.86	\$ (45.85)	-13.3%	\$ 374.17	\$ (74.31)	-19.9%

* Average Summer – (Jun-Aug) / Average Winter – (Dec-Feb)

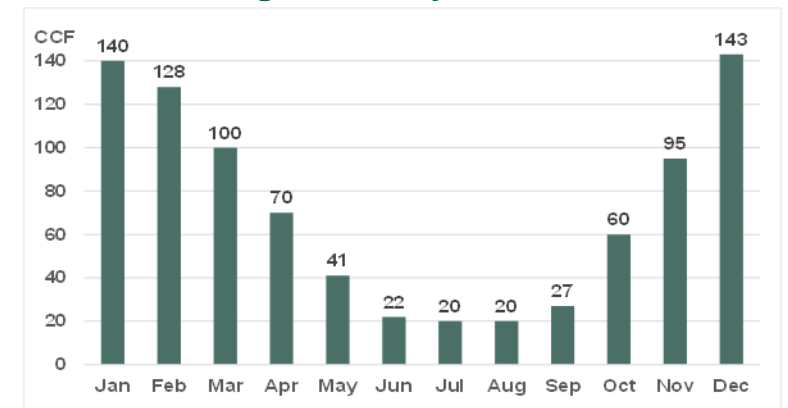
Average Monthly kWh



Actual bill impacts will vary based on individual customer usage. Individualized impacts can be estimated using the bill calculator at: csu.org/bcalc/

$$1 \text{ CCF} = 0.0815 \text{ Dth}$$

Average Monthly CCF



Sample Total Monthly Bill - Proposed Effective 3/1/23

Line No.	Rate Class	Current Effective	Proposed	Proposed Increase/ (Decrease)	% Change
(a)	(b)	(c)	(d)	(e) (d) - (c)	(f) (e) / (c)
1	Residential				
2	Electric	\$ 100.15	\$ 92.66	\$ (7.49)	-7.5%
3	Gas	62.98	46.54	(16.44)	-26.1%
4	Water	80.14	80.14	-	0.0%
5	Wastewater	34.22	34.22	-	0.0%
6	Total	\$ 277.49	\$ 253.56	\$ (23.93)	-8.6%
7	Commercial				
8	Electric	\$ 681.43	\$ 617.23	\$ (64.20)	-9.4%
9	Gas	1,068.53	728.77	(339.76)	-31.8%
10	Water	241.65	241.65	-	0.0%
11	Wastewater	126.76	126.76	-	0.0%
12	Total	\$ 2,118.37	\$ 1,714.41	\$ (403.96)	-19.1%
13	Industrial				
14	Electric	\$ 39,739.34	\$ 35,459.34	\$ (4,280.00)	-10.8%
15	Gas	10,473.06	7,075.46	(3,397.60)	-32.4%
16	Water	3,160.35	3,160.35	-	0.0%
17	Wastewater	1,630.76	1,630.76	-	0.0%
18	Total	\$ 55,003.51	\$ 47,325.91	\$ (7,677.60)	-14.0%

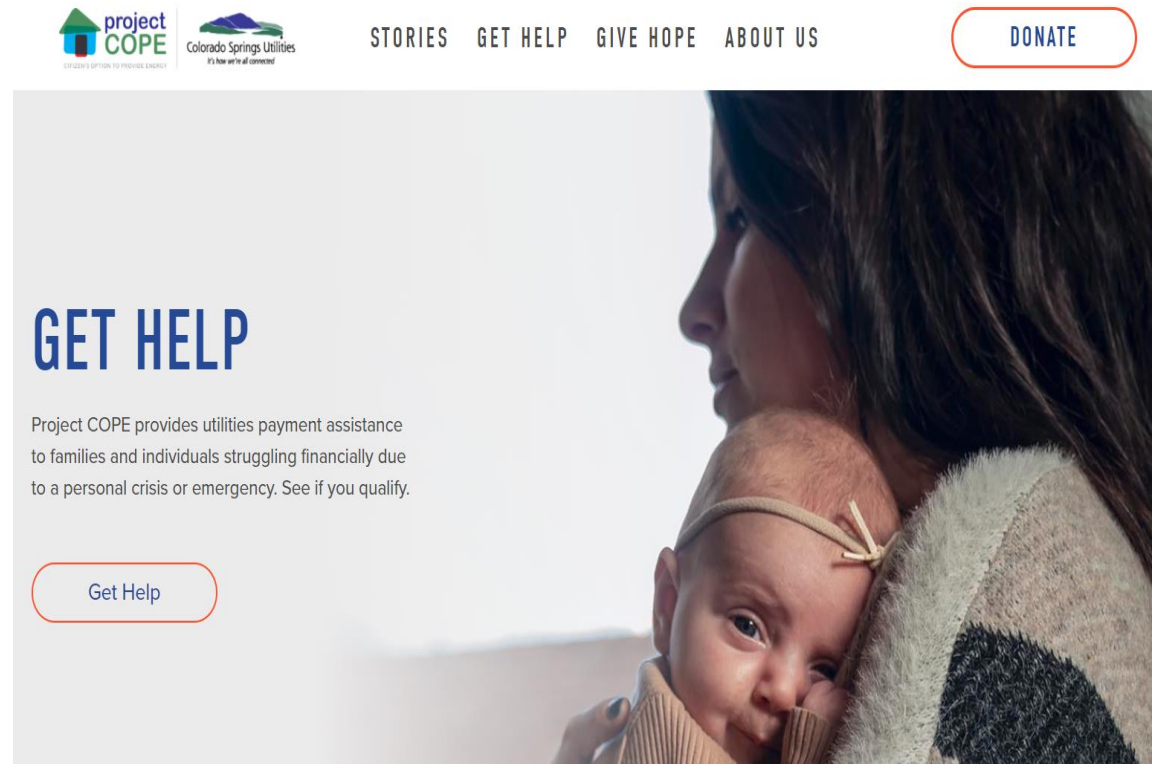
Note: Specific individual customer impact can be calculated by utilizing Utilities' Bill Calculator found at www.csu.org/bcalc/

Sample Total Monthly Bill Reference

- Sample Total Monthly Bill calculations for current and proposed rates assume:
 - Residential - 30 days, 700 kWh (Electric), 60 Ccf (Natural Gas), 1,100 cf (Water Inside City Limits), and 700 cf (Wastewater Inside City Limits)
 - Commercial - 30 days, 6,000 kWh (Electric), 1,240 Ccf (Natural Gas), 3,000 cf (Water Inside City Limits), and 3,000 cf (Wastewater Inside City Limits)
 - Industrial - 30 days, 400,000 kWh and 1,000 kW (Electric), 12,400 Ccf (Natural Gas), 50,000 cf (Water Inside City Limits), and 50,000 cf (Wastewater Inside City Limits)

Helping Customers Today

- Bill assistance
 - Low-Income Energy Assistance Program (LEAP) Nov – Apr
 - Project COPE
- Payment options
 - Payment plans
 - Pick my payment date
- Contact information
 - 2-1-1 for customer assistance
 - 719-448-4800 for billing questions



Long-term Assistance

- Free efficiency home upgrades
 - Home Efficiency Assistance Program (HEAP)
- Efficiency tips & education
 - Online at csu.org
 - Conservation and Environmental Center
- Rebates
 - Clothes dryer
 - Water heater
 - Furnace
 - Smart thermostat





Colorado Springs Utilities[®]

It's how we're all connected