

ORDINANCE NO. 15-88

AN ORDINANCE REPEALING ORDINANCE NO. 14-105 AND ADOPTING THE CITY OF COLORADO SPRINGS – 2016 SALARY STRUCTURE FOR CIVILIAN AND SWORN MUNICIPAL EMPLOYEES

NOW, THEREFORE, BE IT ORDAINED BY THE CITY COUNCIL OF THE CITY OF COLORADO SPRINGS:

Section 1. Ordinance No. 14-105 is repealed effective December 31, 2015.

Section 2. The City of Colorado Springs – 2016 Salary Schedule is approved in accord with City Code § 1.4.202.

Section 3. The salary ranges set forth in the attached City of Colorado Springs – 2016 Salary Schedule shall be in full force and effect on January 1, 2016 until modified by City Council. These salary ranges must be used when making municipal employee and officer salary adjustments effective January 1, 2016.

Section 4. The Mayor may set the salaries of individual City employees, as defined by City Charter § 13-10, so long as the salary set is within the range of the job classification the individual will perform.

Section 5. The salary ranges for the City Attorney's assistants identified in the City of Colorado Springs – 2016 Salary Schedule as Deputy City Attorney; City Attorney Division Chief; Senior Attorney; Attorney; Prosecuting Attorney; and Associate Attorney approved by this ordinance shall satisfy the requirements of City Charter § 13-90(a) and City Code § 1.2.401.

Section 6. The salary ranges for the City Auditor's assistants identified in the City of Colorado Springs – 2016 Salary Schedule as Assistant City Auditor; Audit Supervisor; Information Systems Auditor Supervisor; Information Systems

Auditor II; Information System Auditor I; Senior Auditor; Auditor II; and Auditor I approved by this ordinance shall satisfy the requirements of City Charter § 3-10(e) and City Code § 1.2.701.

Section 7. The salaries, as defined by City Code § 1.4.201(A), for the appointed officers of the City identified in the City of Colorado Springs – 2016 Salary Schedule as City Auditor, City Attorney, and Council Administrator shall remain as currently set in Ordinance Nos. 15-42, 14-20, and 15-53, respectively, in satisfaction of the requirements of City Charter § 3-10(e) and 13-80, and City Code §1.2.203. The salary ranges for all other officer salaries identified in the City of Colorado Springs – 2016 Salary Schedule approved by this ordinance shall satisfy the requirements of City Code §1.2.203 so long as the salaries are set within the applicable range.

Section 8. The Mayor may propose modifications to the City of Colorado Springs – 2016 Salary Schedule approved by this ordinance when market adjustments or other needs require. Modifications shall also be approved by ordinance.

Section 9. This ordinance shall be in full force and effect as of January 1, 2016, after its final adoption and publication as provided by Charter.

Section 10. Council deems it appropriate that this ordinance be published by title and summary prepared by the City Clerk and that this ordinance shall be available for inspection and acquisition in the office of the City Clerk.

Introduced, read, passed on first reading and ordered published this 24th day of November, 2015.

Finally passed: December 8, 2015

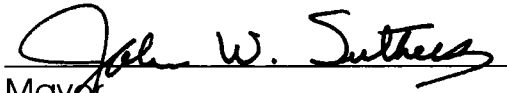


City Council President

Delivered to Mayor on: _____.

Mayor's Action:

- Approved: December 10, 2015
- Disapproved: _____, based on the following objections:



Mayor

Council Action After Disapproval:

- Council did not act to override the Mayor's veto.
- Finally adopted on a vote of _____, on _____.
- Council action on _____ failed to override the Mayor's veto.

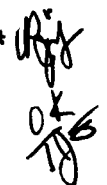
City Council President

ATTEST:




City Clerk






I HEREBY CERTIFY, that the foregoing ordinance entitled **“AN ORDINANCE REPEALING ORDINANCE NO. 14-105 AND ADOPTING THE CITY OF COLORADO SPRINGS – 2016 SALARY STRUCTURE FOR CIVILIAN AND SWORN MUNICIPAL EMPLOYEES”** was introduced and read at a regular meeting of the City Council of the City of Colorado Springs, held on November 24, 2015; that said ordinance was finally passed at a regular meeting of the City Council of said City, held on the 8th day of December, 2015, and that the same was published by title and summary, in accordance with Section 3-80 of Article III of the Charter, in the Transcript, a newspaper published and in general circulation in said City, at least ten days before its passage.

IN WITNESS WHEREOF, I have hereunto set my hand and affixed the seal of the City, this 10th day of December, 2015.


Sarah B. Johnson, City Clerk



1st Publication Date: November 27, 2015
2nd Publication Date: December 16, 2015

Effective Date: January 1, 2016 Initial: SBJ
City Clerk

City of Colorado Springs - 2016 Salary Schedule

Effective January 1, 2016

Job Code	Job Title	Band #	Band Name	Zone #	Annual			Monthly		Hourly	
					Zone Minimum	Market Average	Zone Maximum	Zone Minimum	Market Average	Zone Minimum	Market Average
19790	City Attorney/Chief Legal Officer	1	SMG	7	\$175,314	\$219,142	\$241,056	\$14,609.50	\$18,261.83	\$84.285577	\$105.356731
19701	Chief of Staff/Chief Administrative Officer	1	SMG	6	\$157,940	\$197,425	\$217,168	\$13,161.67	\$16,452.08	\$75.932692	\$94.915865
19680	Chief Financial Officer	1	SMG	5	\$142,288	\$177,860	\$195,647	\$11,857.33	\$14,821.67	\$68.407692	\$85.509615
19999	Chief Information Officer	1	SMG	5	\$142,288	\$177,860	\$195,647	\$11,857.33	\$14,821.67	\$68.407692	\$85.509615
19310	Police Chief	1	SMG	5	\$142,288	\$177,860	\$195,647	\$11,857.33	\$14,821.67	\$68.407692	\$85.509615
19644	Aviation Director	1	SMG	4	\$128,188	\$160,235	\$176,258	\$10,682.33	\$13,352.92	\$61.628846	\$77.036058
19418	Fire Chief	1	SMG	4	\$128,188	\$160,235	\$176,258	\$10,682.33	\$13,352.92	\$61.628846	\$77.036058
19635	Public Works Director/City Engineer	1	SMG	4	\$128,188	\$160,235	\$176,258	\$10,682.33	\$13,352.92	\$61.628846	\$77.036058
19795	City Auditor	1	SMG	3	\$115,484	\$144,356	\$158,791	\$9,623.67	\$12,029.67	\$55.521154	\$69.401923
17085	Emergency Management & Recovery Director	1	SMG	3	\$115,484	\$144,356	\$158,791	\$9,623.67	\$12,029.67	\$55.521154	\$69.401923
19775	Human Resources Director	1	SMG	3	\$115,484	\$144,356	\$158,791	\$9,623.67	\$12,029.67	\$55.521154	\$69.401923
19665	Parks, Recreation & Cultural Services Director	1	SMG	3	\$115,484	\$144,356	\$158,791	\$9,623.67	\$12,029.67	\$55.521154	\$69.401923
19661	Planning & Community Development Director	1	SMG	3	\$115,484	\$144,356	\$158,791	\$9,623.67	\$12,029.67	\$55.521154	\$69.401923
15015	Chief Communications Officer	1	SMG	2	\$104,040	\$130,050	\$143,055	\$8,670.00	\$10,837.50	\$50.019231	\$62.524038
19793	City Clerk	1	SMG	1	\$94,052	\$117,565	\$129,322	\$7,837.67	\$9,797.08	\$45.217308	\$56.521635
17634	Deputy City Attorney	2	MGR	10	\$145,230	\$181,538	\$199,691	\$12,102.50	\$15,128.17	\$69.822115	\$87.277885
	Reserved for Future Use	2	MGR	9	\$132,027	\$165,034	\$181,537	\$11,002.25	\$13,752.83	\$63.474519	\$79.343269
17631	City Attorney Division Chief	2	MGR	8	\$120,025	\$150,031	\$165,034	\$10,002.08	\$12,502.58	\$57.704327	\$72.130288
12709	Information Systems Manager II	2	MGR	7	\$109,113	\$136,391	\$150,030	\$9,092.75	\$11,365.92	\$52.458173	\$65.572596
19631	Deputy Public Works Director/ City Engineer	2	MGR	7	\$109,113	\$136,391	\$150,030	\$9,092.75	\$11,365.92	\$52.458173	\$65.572596
19309	Police Deputy Chief	2	MGR	7	\$109,113	\$136,391	\$150,030	\$9,092.75	\$11,365.92	\$52.458173	\$65.572596
12716	Applications Development Manager	2	MGR	6	\$99,194	\$123,992	\$136,391	\$8,266.17	\$10,332.67	\$47.689423	\$59.611538
19794	Assistant City Auditor	2	MGR	6	\$99,194	\$123,992	\$136,391	\$8,266.17	\$10,332.67	\$47.689423	\$59.611538
12640	Engineering Division Manager	2	MGR	6	\$99,194	\$123,992	\$136,391	\$8,266.17	\$10,332.67	\$47.689423	\$59.611538
19417	Fire Deputy Chief	2	MGR	6	\$99,194	\$123,992	\$136,391	\$8,266.17	\$10,332.67	\$47.689423	\$59.611538
19806	Municipal Court Administrator	2	MGR	6	\$99,194	\$123,992	\$136,391	\$8,266.17	\$10,332.67	\$47.689423	\$59.611538
17838	Park Operations and Development Manager	2	MGR	6	\$99,194	\$123,992	\$136,391	\$8,266.17	\$10,332.67	\$47.689423	\$59.611538
19659	Public Works Operations Manager	2	MGR	6	\$99,194	\$123,992	\$136,391	\$8,266.17	\$10,332.67	\$47.689423	\$59.611538
19655	Recreation and Administration Manager	2	MGR	6	\$99,194	\$123,992	\$136,391	\$8,266.17	\$10,332.67	\$47.689423	\$59.611538
12825	Transit Systems Manager	2	MGR	6	\$99,194	\$123,992	\$136,391	\$8,266.17	\$10,332.67	\$47.689423	\$59.611538
12613	Aviation Assistant Director	2	MGR	5	\$90,176	\$112,720	\$123,992	\$7,514.67	\$9,393.33	\$43.353846	\$54.192308
19797	City Budget Manager	2	MGR	5	\$90,176	\$112,720	\$123,992	\$7,514.67	\$9,393.33	\$43.353846	\$54.192308
12643	Engineering Program Manager	2	MGR	5	\$90,176	\$112,720	\$123,992	\$7,514.67	\$9,393.33	\$43.353846	\$54.192308
18250	Fire Administrative Services Manager	2	MGR	5	\$90,176	\$112,720	\$123,992	\$7,514.67	\$9,393.33	\$43.353846	\$54.192308
18055	Fire Marshal	2	MGR	5	\$90,176	\$112,720	\$123,992	\$7,514.67	\$9,393.33	\$43.353846	\$54.192308
12713	Information Technology Manager I	2	MGR	5	\$90,176	\$112,720	\$123,992	\$7,514.67	\$9,393.33	\$43.353846	\$54.192308
18497	Police Administrative Services Manager	2	MGR	5	\$90,176	\$112,720	\$123,992	\$7,514.67	\$9,393.33	\$43.353846	\$54.192308
15091	Airport Operations and Airfield Maintenance Manager	2	MGR	4	\$81,979	\$102,473	\$112,721	\$6,831.58	\$8,539.42	\$39.412981	\$49.265865
17203	City Accounting Manager	2	MGR	4	\$81,979	\$102,473	\$112,721	\$6,831.58	\$8,539.42	\$39.412981	\$49.265865
18473	Community Development Manager	2	MGR	4	\$81,979	\$102,473	\$112,721	\$6,831.58	\$8,539.42	\$39.412981	\$49.265865
17145	Contract Compliance & Sustainability Manager	2	MGR	4	\$81,979	\$102,473	\$112,721	\$6,831.58	\$8,539.42	\$39.412981	\$49.265865
16520	Golf Courses Division Manager	2	MGR	4	\$81,979	\$102,473	\$112,721	\$6,831.58	\$8,539.42	\$39.412981	\$49.265865
19654	Human Resources Manager, Comp/Benefits	2	MGR	4	\$81,979	\$102,473	\$112,721	\$6,831.58	\$8,539.42	\$39.412981	\$49.265865
19773	Procurement Services Manager	2	MGR	4	\$81,979	\$102,473	\$112,721	\$6,831.58	\$8,539.42	\$39.412981	\$49.265865
14452	Public Safety Communications Manager	2	MGR	4	\$81,979	\$102,473	\$112,721	\$6,831.58	\$8,539.42	\$39.412981	\$49.265865
17105	Real Estate Services Manager	2	MGR	4	\$81,979	\$102,473	\$112,721	\$6,831.58	\$8,539.42	\$39.412981	\$49.265865
18300	Risk Manager	2	MGR	4	\$81,979	\$102,473	\$112,721	\$6,831.58	\$8,539.42	\$39.412981	\$49.265865
19640	Streets Manager	2	MGR	4	\$81,979	\$102,473	\$112,721	\$6,831.58	\$8,539.42	\$39.412981	\$49.265865
15093	Airport Design & Construction Manager	2	MGR	3	\$74,526	\$93,158	\$102,473	\$6,210.50	\$7,763.17	\$35.829808	\$44.787500
17207	Airport Marketing & Communications Manager	2	MGR	3	\$74,526	\$93,158	\$102,473	\$6,210.50	\$7,763.17	\$35.829808	\$44.787500
16200	City Human Resources Manager	2	MGR	3	\$74,526	\$93,158	\$102,473	\$6,210.50	\$7,763.17	\$35.829808	\$44.787500
19771	Cultural Services Division Manager	2	MGR	3	\$74,526	\$93,158	\$102,473	\$6,210.50	\$7,763.17	\$35.829808	\$44.787500
18050	Deputy Fire Marshal	2	MGR	3	\$74,526	\$93,158	\$102,473	\$6,210.50	\$7,763.17	\$35.829808	\$44.787500
17625	Legal Administrator	2	MGR	3	\$74,526	\$93,158	\$102,473	\$6,210.50	\$7,763.17	\$35.829808	\$44.787500
17086	OEM Deputy Director	2	MGR	3	\$74,526	\$93,158	\$102,473	\$6,210.50	\$7,763.17	\$35.829808	\$44.787500
17595	Parking Systems Manager	2	MGR	3	\$74,526	\$93,158	\$102,473	\$6,210.50	\$7,763.17	\$35.829808	\$44.787500
19663	Parks Development Manager	2	MGR	3	\$74,526	\$93,158	\$102,473	\$6,210.50	\$7,763.17	\$35.829808	\$44.787500
18221	Pikes Peak-America's Mountain Manager	2	MGR	3	\$74,526	\$93,158	\$102,473	\$6,210.50	\$7,763.17	\$35.829808	\$44.787500
18013	Planning Manager	2	MGR	3	\$74,526	\$93,158	\$102,473	\$6,210.50	\$7,763.17	\$35.829808	\$44.787500
18484	Police Logistics Support Manager	2	MGR	3	\$74,526	\$93,158	\$102,473	\$6,210.50	\$7,763.17	\$35.829808	\$44.787500
14453	Police Records Manager	2	MGR	3	\$74,526	\$93,158	\$102,473	\$6,210.50	\$7,763.17	\$35.829808	\$44.787500
19350	PPRCN System Manager	2	MGR	3	\$74,526	\$93,158	\$102,473	\$6,210.50	\$7,763.17	\$35.829808	\$44.787500
17291	Sales Tax Manager	2	MGR	3	\$74,526	\$93,158	\$102,473	\$6,210.50	\$7,763.17	\$35.829808	\$44.787500
12783	Service Desk Manager	2	MGR	3	\$74,526	\$93,158	\$102,473	\$6,210.50	\$7,763.17	\$35.829808	\$44.787500
12770	SIMD Unit Administrator	2	MGR	3	\$74,526	\$93,158	\$102,473	\$6,210.50	\$7,763.17	\$35.829808	\$44.787500
14900	Street Operations Manager	2	MGR	3	\$74,526	\$93,158	\$102,473	\$6,210.50	\$7,763.17	\$35.829808	\$44.787500
17199	Airport Accounting Manager	2	MGR	2	\$67,751	\$84,689	\$93,157	\$5,645.92	\$7,057.42	\$32.572596	\$40.715865
14016	Cemetery Division Manager	2	MGR	2	\$67,751	\$84,689	\$93,157	\$5,645.92	\$7,057.42	\$32.572596	\$40.715865

City of Colorado Springs - 2016 Salary Schedule

Effective January 1, 2016

Job Code	Job Title	Band #	Band Name	Zone #	Annual			Monthly		Hourly	
					Zone Minimum	Market Average	Zone Maximum	Zone Minimum	Market Average	Zone Minimum	Market Average
15040	City Council Administrator	2	MGR	2	\$67,751	\$84,689	\$93,157	\$5,645.92	\$7,057.42	\$32.572596	\$40.715865
17835	City Forester	2	MGR	2	\$67,751	\$84,689	\$93,157	\$5,645.92	\$7,057.42	\$32.572596	\$40.715865
15013	Code Enforcement Manager	2	MGR	2	\$67,751	\$84,689	\$93,157	\$5,645.92	\$7,057.42	\$32.572596	\$40.715865
17018	Senior Business Climate Specialist	2	MGR	2	\$67,751	\$84,689	\$93,157	\$5,645.92	\$7,057.42	\$32.572596	\$40.715865
17325	City Grants Administrator	2	MGR	1	\$61,592	\$76,990	\$84,689	\$5,132.67	\$6,415.83	\$29.611538	\$37.014423
	Reserved for Future Use	3	SUP	9	\$92,874	\$116,092	\$127,702	\$7,739.50	\$9,674.33	\$44.650962	\$55.813462
	Reserved for Future Use	3	SUP	8	\$85,204	\$106,505	\$117,156	\$7,100.33	\$8,875.42	\$40.963462	\$51.204327
	Reserved for Future Use	3	SUP	7	\$78,170	\$97,712	\$107,483	\$6,514.17	\$8,142.67	\$37.581731	\$46.976923
17518	Audit Supervisor	3	SUP	6	\$71,715	\$89,644	\$98,608	\$5,976.25	\$7,470.33	\$34.478365	\$43.098077
12775	GIS Supervisor	3	SUP	6	\$71,715	\$89,644	\$98,608	\$5,976.25	\$7,470.33	\$34.478365	\$43.098077
14511	Golf Course Superintendent	3	SUP	6	\$71,715	\$89,644	\$98,608	\$5,976.25	\$7,470.33	\$34.478365	\$43.098077
18310	Risk Supervisor, Occupational Health	3	SUP	6	\$71,715	\$89,644	\$98,608	\$5,976.25	\$7,470.33	\$34.478365	\$43.098077
18310	Risk Supervisor, Workers Compensation	3	SUP	6	\$71,715	\$89,644	\$98,608	\$5,976.25	\$7,470.33	\$34.478365	\$43.098077
17941	Benefits Supervisor	3	SUP	5	\$65,794	\$82,243	\$90,467	\$5,482.83	\$6,853.58	\$31.631731	\$39.539904
18481	Crime Analysis Supervisor	3	SUP	5	\$65,794	\$82,243	\$90,467	\$5,482.83	\$6,853.58	\$31.631731	\$39.539904
17015	Deputy City Clerk	3	SUP	5	\$65,794	\$82,243	\$90,467	\$5,482.83	\$6,853.58	\$31.631731	\$39.539904
16005	Fire Fleet Services Supervisor	3	SUP	5	\$65,794	\$82,243	\$90,467	\$5,482.83	\$6,853.58	\$31.631731	\$39.539904
12025	Payroll & Pension Administrator	3	SUP	5	\$65,794	\$82,243	\$90,467	\$5,482.83	\$6,853.58	\$31.631731	\$39.539904
12776	Special Event Supervisor	3	SUP	5	\$65,794	\$82,243	\$90,467	\$5,482.83	\$6,853.58	\$31.631731	\$39.539904
13910	Transit Services Supervisor	3	SUP	5	\$65,794	\$82,243	\$90,467	\$5,482.83	\$6,853.58	\$31.631731	\$39.539904
12669	Accounts Payable Supervisor	3	SUP	4	\$60,361	\$75,451	\$82,997	\$5,030.08	\$6,287.58	\$29.019712	\$36.274519
15099	Airport Operations Supervisor	3	SUP	4	\$60,361	\$75,451	\$82,997	\$5,030.08	\$6,287.58	\$29.019712	\$36.274519
18422	Chief Probation Officer	3	SUP	4	\$60,361	\$75,451	\$82,997	\$5,030.08	\$6,287.58	\$29.019712	\$36.274519
12085	Clerk of the Court	3	SUP	4	\$60,361	\$75,451	\$82,997	\$5,030.08	\$6,287.58	\$29.019712	\$36.274519
15021	Crime Lab Supervisor	3	SUP	4	\$60,361	\$75,451	\$82,997	\$5,030.08	\$6,287.58	\$29.019712	\$36.274519
16620	Police Evidence Supervisor	3	SUP	4	\$60,361	\$75,451	\$82,997	\$5,030.08	\$6,287.58	\$29.019712	\$36.274519
13061	Street Programs Supervisor	3	SUP	4	\$60,361	\$75,451	\$82,997	\$5,030.08	\$6,287.58	\$29.019712	\$36.274519
15096	Airport Communications Center Supervisor	3	SUP	3	\$55,377	\$69,221	\$76,143	\$4,614.75	\$5,746.42	\$26.623558	\$33.279327
15095	Airport Facilities Supervisor	3	SUP	3	\$55,377	\$69,221	\$76,143	\$4,614.75	\$5,746.42	\$26.623558	\$33.279327
17830	City Horticulturist	3	SUP	3	\$55,377	\$69,221	\$76,143	\$4,614.75	\$5,746.42	\$26.623558	\$33.279327
15017	Code Enforcement Supervisor	3	SUP	3	\$55,377	\$69,221	\$76,143	\$4,614.75	\$5,746.42	\$26.623558	\$33.279327
16029	Engineering Supervisor	3	SUP	3	\$55,377	\$69,221	\$76,143	\$4,614.75	\$5,746.42	\$26.623558	\$33.279327
18230	Fire Prevention Section Supervisor	3	SUP	3	\$55,377	\$69,221	\$76,143	\$4,614.75	\$5,746.42	\$26.623558	\$33.279327
16622	Police Impound Facility Supervisor	3	SUP	3	\$55,377	\$69,221	\$76,143	\$4,614.75	\$5,746.42	\$26.623558	\$33.279327
12761	Public Safety Communications Supervisor	3	SUP	3	\$55,377	\$69,221	\$76,143	\$4,614.75	\$5,746.42	\$26.623558	\$33.279327
15029	Radio Communications Supervisor	3	SUP	3	\$55,377	\$69,221	\$76,143	\$4,614.75	\$5,746.42	\$26.623558	\$33.279327
12805	Skilled Maintenance Supervisor	3	SUP	3	\$55,377	\$69,221	\$76,143	\$4,614.75	\$5,746.42	\$26.623558	\$33.279327
12804	Streets District Supervisor	3	SUP	3	\$55,377	\$69,221	\$76,143	\$4,614.75	\$5,746.42	\$26.623558	\$33.279327
18232	Community Health Supervisor	3	SUP	2	\$50,805	\$63,506	\$69,857	\$4,223.75	\$5,292.17	\$24.425481	\$30.531731
18233	Community Behavioral Health Coordinator	3	SUP	2	\$50,805	\$63,506	\$69,857	\$4,223.75	\$5,292.17	\$24.425481	\$30.531731
15302	Office Services Coordinator	3	SUP	2	\$50,805	\$63,506	\$69,857	\$4,223.75	\$5,292.17	\$24.425481	\$30.531731
14426	PPHWY Ranger Supervisor	3	SUP	2	\$50,805	\$63,506	\$69,857	\$4,223.75	\$5,292.17	\$24.425481	\$30.531731
15019	Community Service Officer Supervisor	3	SUP	1	\$46,610	\$58,262	\$64,089	\$3,884.17	\$4,855.17	\$22.408654	\$28.010577
12738	Records Supervisor	3	SUP	1	\$46,610	\$58,262	\$64,089	\$3,884.17	\$4,855.17	\$22.408654	\$28.010577
17630	Senior Attorney	4	PRO	12	\$104,166	\$130,207	\$143,228	\$8,680.50	\$10,850.58	\$50.079808	\$62.599519
17501	Senior Information Technology Architect	4	PRO	11	\$95,564	\$119,455	\$131,401	\$7,963.67	\$9,954.58	\$45.944231	\$57.430288
	Reserved for Future Use	4	PRO	10	\$87,674	\$109,593	\$120,552	\$7,306.17	\$9,132.75	\$42.150962	\$52.688942
15030	City Facilities Administrator	4	PRO	9	\$80,435	\$100,543	\$110,598	\$6,702.92	\$8,378.58	\$38.670673	\$48.337981
17219	Information Systems Auditor Supervisor	4	PRO	9	\$80,435	\$100,543	\$110,598	\$6,702.92	\$8,378.58	\$38.670673	\$48.337981
12714	ITSM Coordinator	4	PRO	9	\$80,435	\$100,543	\$110,598	\$6,702.92	\$8,378.58	\$38.670673	\$48.337981
19664	Occupational NP/PA	4	PRO	9	\$80,435	\$100,543	\$110,598	\$6,702.92	\$8,378.58	\$38.670673	\$48.337981
17410	Senior Application Programmer Analyst	4	PRO	9	\$80,435	\$100,543	\$110,598	\$6,702.92	\$8,378.58	\$38.670673	\$48.337981
12781	Senior Engineer	4	PRO	9	\$80,435	\$100,543	\$110,598	\$6,702.92	\$8,378.58	\$38.670673	\$48.337981
17411	Senior Database Administrator	4	PRO	9	\$80,435	\$100,543	\$110,598	\$6,702.92	\$8,378.58	\$38.670673	\$48.337981
17415	Senior ERP Systems Analyst	4	PRO	9	\$80,435	\$100,543	\$110,598	\$6,702.92	\$8,378.58	\$38.670673	\$48.337981
12789	Senior IT Project Manager	4	PRO	9	\$80,435	\$100,543	\$110,598	\$6,702.92	\$8,378.58	\$38.670673	\$48.337981
17475	Senior Systems Administrator	4	PRO	9	\$80,435	\$100,543	\$110,598	\$6,702.92	\$8,378.58	\$38.670673	\$48.337981
17654	Attorney	4	PRO	8	\$73,793	\$92,242	\$101,466	\$6,149.42	\$7,686.83	\$35.477404	\$44.347115
12778	Capital Project Coordinator	4	PRO	8	\$73,793	\$92,242	\$101,466	\$6,149.42	\$7,686.83	\$35.477404	\$44.347115
17413	Database Administrator II	4	PRO	8	\$73,793	\$92,242	\$101,466	\$6,149.42	\$7,686.83	\$35.477404	\$44.347115
19197	Program Administrator II	4	PRO	8	\$73,793	\$92,242	\$101,466	\$6,149.42	\$7,686.83	\$35.477404	\$44.347115
17412	Senior Business Analyst, IT	4	PRO	8	\$73,793	\$92,242	\$101,466	\$6,149.42	\$7,686.83	\$35.477404	\$44.347115
17445	Senior Network Administrator	4	PRO	8	\$73,793	\$92,242	\$101,466	\$6,149.42	\$7,686.83	\$35.477404	\$44.347115
12786	Applications Programmer Analyst II	4	PRO	7	\$67,700	\$84,625	\$93,088	\$5,641.67	\$7,052.08	\$32.548077	\$40.685096
18302	Claims Adjustor, Senior	4	PRO	7	\$67,700	\$84,625	\$93,088	\$5,641.67	\$7,052.08	\$32.548077	\$40.685096
15102	Construction Project Manager	4	PRO	7	\$67,700	\$84,625	\$93,088	\$5,641.67	\$7,052.08	\$32.548077	\$40.685096
17910	DNA Technical Leader	4	PRO	7	\$67,700	\$84,625	\$93,088	\$5,641.67	\$7,052.08	\$32.548077	\$40.685096
17507	Engineer III	4	PRO	7	\$67,700	\$84,625	\$93,088	\$5,641.67	\$7,052.08	\$32.548077	\$40.685096

City of Colorado Springs - 2016 Salary Schedule

Effective January 1, 2016

Job Code	Job Title	Band #	Band Name	Zone #	Annual			Monthly		Hourly	
					Zone Minimum	Market Average	Zone Maximum	Zone Minimum	Market Average	Zone Minimum	Market Average
16070	Fire Medical Programs Coordinator	4	PRO	7	\$67,700	\$84,625	\$93,088	\$5,641.67	\$7,052.08	\$32.548077	\$40.685096
12731	Fire Operations Research and Statistics Specialist	4	PRO	7	\$67,700	\$84,625	\$93,088	\$5,641.67	\$7,052.08	\$32.548077	\$40.685096
17214	Information Systems Auditor II	4	PRO	7	\$67,700	\$84,625	\$93,088	\$5,641.67	\$7,052.08	\$32.548077	\$40.685096
12720	Information Technology Architect II	4	PRO	7	\$67,700	\$84,625	\$93,088	\$5,641.67	\$7,052.08	\$32.548077	\$40.685096
12704	IT Project Manager II	4	PRO	7	\$67,700	\$84,625	\$93,088	\$5,641.67	\$7,052.08	\$32.548077	\$40.685096
18102	Lead Public Communications Specialist	4	PRO	7	\$67,700	\$84,625	\$93,088	\$5,641.67	\$7,052.08	\$32.548077	\$40.685096
18494	Police Psychologist	4	PRO	7	\$67,700	\$84,625	\$93,088	\$5,641.67	\$7,052.08	\$32.548077	\$40.685096
18006	Principal Planner	4	PRO	7	\$67,700	\$84,625	\$93,088	\$5,641.67	\$7,052.08	\$32.548077	\$40.685096
19195	Program Administrator I	4	PRO	7	\$67,700	\$84,625	\$93,088	\$5,641.67	\$7,052.08	\$32.548077	\$40.685096
12784	Senior Applications Support Administrator	4	PRO	7	\$67,700	\$84,625	\$93,088	\$5,641.67	\$7,052.08	\$32.548077	\$40.685096
13174	Senior Licensed Surveyor	4	PRO	7	\$67,700	\$84,625	\$93,088	\$5,641.67	\$7,052.08	\$32.548077	\$40.685096
12788	Senior Systems Analyst	4	PRO	7	\$67,700	\$84,625	\$93,088	\$5,641.67	\$7,052.08	\$32.548077	\$40.685096
17414	Senior Webmaster/Administrator	4	PRO	7	\$67,700	\$84,625	\$93,088	\$5,641.67	\$7,052.08	\$32.548077	\$40.685096
17260	ADA Coordinator	4	PRO	6	\$62,111	\$77,638	\$85,402	\$5,175.92	\$6,469.83	\$29.861058	\$37.325962
15101	Airport Corporate Outreach Specialist	4	PRO	6	\$62,111	\$77,638	\$85,402	\$5,175.92	\$6,469.83	\$29.861058	\$37.325962
12672	Audio Visual Specialist, Fire	4	PRO	6	\$62,111	\$77,638	\$85,402	\$5,175.92	\$6,469.83	\$29.861058	\$37.325962
18105	Citizen Engagement Specialist, Senior	4	PRO	6	\$62,111	\$77,638	\$85,402	\$5,175.92	\$6,469.83	\$29.861058	\$37.325962
17202	City Senior Accountant	4	PRO	6	\$62,111	\$77,638	\$85,402	\$5,175.92	\$6,469.83	\$29.861058	\$37.325962
17900	DNA Analyst	4	PRO	6	\$62,111	\$77,638	\$85,402	\$5,175.92	\$6,469.83	\$29.861058	\$37.325962
16071	Emergency Medical Services Field Specialist	4	PRO	6	\$62,111	\$77,638	\$85,402	\$5,175.92	\$6,469.83	\$29.861058	\$37.325962
17416	ERP Systems Analyst II	4	PRO	6	\$62,111	\$77,638	\$85,402	\$5,175.92	\$6,469.83	\$29.861058	\$37.325962
12731	Fire Operations Research and Statistics Specialist	4	PRO	6	\$62,111	\$77,638	\$85,402	\$5,175.92	\$6,469.83	\$29.861058	\$37.325962
17092	Fire Protection Engineer II	4	PRO	6	\$62,111	\$77,638	\$85,402	\$5,175.92	\$6,469.83	\$29.861058	\$37.325962
12705	IT Project Manager I	4	PRO	6	\$62,111	\$77,638	\$85,402	\$5,175.92	\$6,469.83	\$29.861058	\$37.325962
17891	Landscape Architect II	4	PRO	6	\$62,111	\$77,638	\$85,402	\$5,175.92	\$6,469.83	\$29.861058	\$37.325962
12772	OEM Coordinator	4	PRO	6	\$62,111	\$77,638	\$85,402	\$5,175.92	\$6,469.83	\$29.861058	\$37.325962
18005	Physical Therapist II	4	PRO	6	\$62,111	\$77,638	\$85,402	\$5,175.92	\$6,469.83	\$29.861058	\$37.325962
17638	Prosecuting Attorney	4	PRO	6	\$62,111	\$77,638	\$85,402	\$5,175.92	\$6,469.83	\$29.861058	\$37.325962
15027	Radio Field Engineer	4	PRO	6	\$62,111	\$77,638	\$85,402	\$5,175.92	\$6,469.83	\$29.861058	\$37.325962
12746	Safety Specialist	4	PRO	6	\$62,111	\$77,638	\$85,402	\$5,175.92	\$6,469.83	\$29.861058	\$37.325962
12777	Senior Analyst, Budget	4	PRO	6	\$62,111	\$77,638	\$85,402	\$5,175.92	\$6,469.83	\$29.861058	\$37.325962
12777	Senior Analyst, Crime	4	PRO	6	\$62,111	\$77,638	\$85,402	\$5,175.92	\$6,469.83	\$29.861058	\$37.325962
12777	Senior Analyst, Financial	4	PRO	6	\$62,111	\$77,638	\$85,402	\$5,175.92	\$6,469.83	\$29.861058	\$37.325962
12777	Senior Analyst, Grants	4	PRO	6	\$62,111	\$77,638	\$85,402	\$5,175.92	\$6,469.83	\$29.861058	\$37.325962
12787	Senior Contracting Specialist	4	PRO	6	\$62,111	\$77,638	\$85,402	\$5,175.92	\$6,469.83	\$29.861058	\$37.325962
12674	Senior Fire Life and Safety Educator	4	PRO	6	\$62,111	\$77,638	\$85,402	\$5,175.92	\$6,469.83	\$29.861058	\$37.325962
17320	Senior Forensic Chemist	4	PRO	6	\$62,111	\$77,638	\$85,402	\$5,175.92	\$6,469.83	\$29.861058	\$37.325962
18004	Senior Planner	4	PRO	6	\$62,111	\$77,638	\$85,402	\$5,175.92	\$6,469.83	\$29.861058	\$37.325962
18103	Senior Public Communications Specialist	4	PRO	6	\$62,111	\$77,638	\$85,402	\$5,175.92	\$6,469.83	\$29.861058	\$37.325962
17289	Senior Sales Tax Auditor	4	PRO	6	\$62,111	\$77,638	\$85,402	\$5,175.92	\$6,469.83	\$29.861058	\$37.325962
12750	Stormwater Quality Coordinator	4	PRO	6	\$62,111	\$77,638	\$85,402	\$5,175.92	\$6,469.83	\$29.861058	\$37.325962
12701	Systems Administrator II	4	PRO	6	\$62,111	\$77,638	\$85,402	\$5,175.92	\$6,469.83	\$29.861058	\$37.325962
18489	Victim Advocate Coordinator	4	PRO	6	\$62,111	\$77,638	\$85,402	\$5,175.92	\$6,469.83	\$29.861058	\$37.325962
17802	Water Conservation Specialist	4	PRO	6	\$62,111	\$77,638	\$85,402	\$5,175.92	\$6,469.83	\$29.861058	\$37.325962
17208	Airport Properties Administrator	4	PRO	5	\$56,982	\$71,228	\$78,350	\$4,748.50	\$5,935.67	\$27.395192	\$34.244231
17261	Ambulance Contract Administrator	4	PRO	5	\$56,982	\$71,228	\$78,350	\$4,748.50	\$5,935.67	\$27.395192	\$34.244231
12814	Assistant to the Mayor	4	PRO	5	\$56,982	\$71,228	\$78,350	\$4,748.50	\$5,935.67	\$27.395192	\$34.244231
18303	Claims Adjustor II	4	PRO	5	\$56,982	\$71,228	\$78,350	\$4,748.50	\$5,935.67	\$27.395192	\$34.244231
17892	Construction Project Specialist	4	PRO	5	\$56,982	\$71,228	\$78,350	\$4,748.50	\$5,935.67	\$27.395192	\$34.244231
17506	Engineer II	4	PRO	5	\$56,982	\$71,228	\$78,350	\$4,748.50	\$5,935.67	\$27.395192	\$34.244231
12857	Environmental Safety & Health Specialist	4	PRO	5	\$56,982	\$71,228	\$78,350	\$4,748.50	\$5,935.67	\$27.395192	\$34.244231
17403	ERP Systems Analyst I	4	PRO	5	\$56,982	\$71,228	\$78,350	\$4,748.50	\$5,935.67	\$27.395192	\$34.244231
12673	Fire and Life Safety Educator	4	PRO	5	\$56,982	\$71,228	\$78,350	\$4,748.50	\$5,935.67	\$27.395192	\$34.244231
17319	Forensic Chemist	4	PRO	5	\$56,982	\$71,228	\$78,350	\$4,748.50	\$5,935.67	\$27.395192	\$34.244231
17827	Forester	4	PRO	5	\$56,982	\$71,228	\$78,350	\$4,748.50	\$5,935.67	\$27.395192	\$34.244231
12752	Homeland Security Program Coordinator	4	PRO	5	\$56,982	\$71,228	\$78,350	\$4,748.50	\$5,935.67	\$27.395192	\$34.244231
17212	Information System Auditor I	4	PRO	5	\$56,982	\$71,228	\$78,350	\$4,748.50	\$5,935.67	\$27.395192	\$34.244231
13175	Licensed Surveyor	4	PRO	5	\$56,982	\$71,228	\$78,350	\$4,748.50	\$5,935.67	\$27.395192	\$34.244231
12751	Marketing Specialist	4	PRO	5	\$56,982	\$71,228	\$78,350	\$4,748.50	\$5,935.67	\$27.395192	\$34.244231
17700	Museum Curator	4	PRO	5	\$56,982	\$71,228	\$78,350	\$4,748.50	\$5,935.67	\$27.395192	\$34.244231
17446	Network Administrator II	4	PRO	5	\$56,982	\$71,228	\$78,350	\$4,748.50	\$5,935.67	\$27.395192	\$34.244231
12774	Park Operations Administrator	4	PRO	5	\$56,982	\$71,228	\$78,350	\$4,748.50	\$5,935.67	\$27.395192	\$34.244231
18493	Polygraphist II	4	PRO	5	\$56,982	\$71,228	\$78,350	\$4,748.50	\$5,935.67	\$27.395192	\$34.244231
12779	Senior Analyst, Housing	4	PRO	5	\$56,982	\$71,228	\$78,350	\$4,748.50	\$5,935.67	\$27.395192	\$34.244231
17418	Senior Auditor	4	PRO	5	\$56,982	\$71,228	\$78,350	\$4,748.50	\$5,935.67	\$27.395192	\$34.244231
12634	Senior Buyer	4	PRO	5	\$56,982	\$71,228	\$78,350	\$4,748.50	\$5,935.67	\$27.395192	\$34.244231
14403	Senior Fire Code Inspector	4	PRO	5	\$56,982	\$71,228	\$78,350	\$4,748.50	\$5,935.67	\$27.395192	\$34.244231
17472	Senior GIS Analyst	4	PRO	5	\$56,982	\$71,228	\$78,350	\$4,748.50	\$5,935.67	\$27.395192	\$34.244231
18476	Senior Redevelopment Specialist	4	PRO	5	\$56,982	\$71,228	\$78,350	\$4,748.50	\$5,935.67	\$27.395192	\$34.244231
17051	Senior Volunteer Coordinator	4	PRO	5	\$56,982	\$71,228	\$78,350	\$4,748.50	\$5,935.67	\$27.395192	\$34.244231
12702	Systems Analyst II	4	PRO	5	\$56,982	\$71,228	\$78,350	\$4,748.50	\$5,935.67	\$27.395192	\$34.244231
17406	Webmaster/Administrator II	4	PRO	5	\$56,982	\$71,228	\$78,350	\$4,748.50	\$5,935.67	\$27.395192	\$34.244231

City of Colorado Springs - 2016 Salary Schedule

Effective January 1, 2016

Job Code	Job Title	Band #	Band Name	Zone #	Annual			Monthly		Hourly	
					Zone Minimum	Market Average	Zone Maximum	Zone Minimum	Market Average	Zone Minimum	Market Average
18480	Analyst II, Budget	4	PRO	4	\$52,277	\$65,346	\$71,881	\$4,356.42	\$5,445.50	\$25.133173	\$31.416346
18480	Analyst II, Compensation	4	PRO	4	\$52,277	\$65,346	\$71,881	\$4,356.42	\$5,445.53	\$25.133173	\$31.416346
18480	Analyst II, Crime	4	PRO	4	\$52,277	\$65,346	\$71,881	\$4,356.42	\$5,445.53	\$25.133173	\$31.416346
18480	Analyst II, Grants	4	PRO	4	\$52,277	\$65,346	\$71,881	\$4,356.42	\$5,445.53	\$25.133173	\$31.416346
17407	Application Support Administrator II	4	PRO	4	\$52,277	\$65,346	\$71,881	\$4,356.42	\$5,445.53	\$25.133173	\$31.416346
17409	Applications Programmer Analyst I	4	PRO	4	\$52,277	\$65,346	\$71,881	\$4,356.42	\$5,445.53	\$25.133173	\$31.416346
17607	Associate Attorney	4	PRO	4	\$52,277	\$65,346	\$71,881	\$4,356.42	\$5,445.53	\$25.133173	\$31.416346
17318	Auditor II	4	PRO	4	\$52,277	\$65,346	\$71,881	\$4,356.42	\$5,445.53	\$25.133173	\$31.416346
18482	Civilian Criminal Investigator	4	PRO	4	\$52,277	\$65,346	\$71,881	\$4,356.42	\$5,445.53	\$25.133173	\$31.416346
12633	Contracting Specialist II	4	PRO	4	\$52,277	\$65,346	\$71,881	\$4,356.42	\$5,445.53	\$25.133173	\$31.416346
12649	Engineering Specialist	4	PRO	4	\$52,277	\$65,346	\$71,881	\$4,356.42	\$5,445.53	\$25.133173	\$31.416346
18492	Investigative Specialist	4	PRO	4	\$52,277	\$65,346	\$71,881	\$4,356.42	\$5,445.53	\$25.133173	\$31.416346
17702	Museum Development Coordinator	4	PRO	4	\$52,277	\$65,346	\$71,881	\$4,356.42	\$5,445.53	\$25.133173	\$31.416346
17801	Natural Resource Specialist	4	PRO	4	\$52,277	\$65,346	\$71,881	\$4,356.42	\$5,445.53	\$25.133173	\$31.416346
17441	Network Administrator I	4	PRO	4	\$52,277	\$65,346	\$71,881	\$4,356.42	\$5,445.53	\$25.133173	\$31.416346
18003	Planner II	4	PRO	4	\$52,277	\$65,346	\$71,881	\$4,356.42	\$5,445.53	\$25.133173	\$31.416346
18490	Polygraphist I	4	PRO	4	\$52,277	\$65,346	\$71,881	\$4,356.42	\$5,445.53	\$25.133173	\$31.416346
12753	Program Coordinator	4	PRO	4	\$52,277	\$65,346	\$71,881	\$4,356.42	\$5,445.53	\$25.133173	\$31.416346
16032	Real Estate Specialist II	4	PRO	4	\$52,277	\$65,346	\$71,881	\$4,356.42	\$5,445.53	\$25.133173	\$31.416346
18426	Recruiter	4	PRO	4	\$52,277	\$65,346	\$71,881	\$4,356.42	\$5,445.53	\$25.133173	\$31.416346
18475	Redevelopment Specialist	4	PRO	4	\$52,277	\$65,346	\$71,881	\$4,356.42	\$5,445.53	\$25.133173	\$31.416346
16201	Senior Analyst, HR	4	PRO	4	\$52,277	\$65,346	\$71,881	\$4,356.42	\$5,445.53	\$25.133173	\$31.416346
16201	Senior Human Resources Generalist	4	PRO	4	\$52,277	\$65,346	\$71,881	\$4,356.42	\$5,445.53	\$25.133173	\$31.416346
16153	Senior Probation Officer	4	PRO	4	\$52,277	\$65,346	\$71,881	\$4,356.42	\$5,445.53	\$25.133173	\$31.416346
12706	Systems Administrator I	4	PRO	4	\$52,277	\$65,346	\$71,881	\$4,356.42	\$5,445.53	\$25.133173	\$31.416346
17050	Volunteer Coordinator	4	PRO	4	\$52,277	\$65,346	\$71,881	\$4,356.42	\$5,445.53	\$25.133173	\$31.416346
17420	Web Coordinator	4	PRO	4	\$52,277	\$65,346	\$71,881	\$4,356.42	\$5,445.53	\$25.133173	\$31.416346
17201	Accountant II	4	PRO	3	\$50,500	\$59,951	\$65,946	\$4,208.33	\$4,995.92	\$24.278846	\$28.822596
12609	Analyst II, Benefits	4	PRO	3	\$50,500	\$59,951	\$65,946	\$4,208.33	\$4,995.92	\$24.278846	\$28.822596
12609	Analyst II, Financial	4	PRO	3	\$50,500	\$59,951	\$65,946	\$4,208.33	\$4,995.92	\$24.278846	\$28.822596
17421	Application Support Administrator I	4	PRO	3	\$50,500	\$59,951	\$65,946	\$4,208.33	\$4,995.92	\$24.278846	\$28.822596
12635	Buyer II	4	PRO	3	\$50,500	\$59,951	\$65,946	\$4,208.33	\$4,995.92	\$24.278846	\$28.822596
12881	Claims Adjustor I	4	PRO	3	\$50,500	\$59,951	\$65,946	\$4,208.33	\$4,995.92	\$24.278846	\$28.822596
12602	Fire Accreditation Coordinator	4	PRO	3	\$50,500	\$59,951	\$65,946	\$4,208.33	\$4,995.92	\$24.278846	\$28.822596
12685	GIS Analyst II	4	PRO	3	\$50,500	\$59,951	\$65,946	\$4,208.33	\$4,995.92	\$24.278846	\$28.822596
18429	Human Resources Generalist	4	PRO	3	\$50,500	\$59,951	\$65,946	\$4,208.33	\$4,995.92	\$24.278846	\$28.822596
17006	Legislative Assistant	4	PRO	3	\$50,500	\$59,951	\$65,946	\$4,208.33	\$4,995.92	\$24.278846	\$28.822596
16028	Museum Exhibits Designer	4	PRO	3	\$50,500	\$59,951	\$65,946	\$4,208.33	\$4,995.92	\$24.278846	\$28.822596
12757	Public Communication Specialist II	4	PRO	3	\$50,500	\$59,951	\$65,946	\$4,208.33	\$4,995.92	\$24.278846	\$28.822596
17290	Sales Tax Auditor II	4	PRO	3	\$50,500	\$59,951	\$65,946	\$4,208.33	\$4,995.92	\$24.278846	\$28.822596
17803	Special Events Coordinator	4	PRO	3	\$50,500	\$59,951	\$65,946	\$4,208.33	\$4,995.92	\$24.278846	\$28.822596
17460	Analyst I, Benefits	4	PRO	2	\$44,000	\$55,000	\$60,500	\$3,666.67	\$4,583.33	\$21.153846	\$26.442308
17460	Analyst I, Budget	4	PRO	2	\$44,000	\$55,000	\$60,500	\$3,666.67	\$4,583.33	\$21.153846	\$26.442308
17460	Analyst I, Claims	4	PRO	2	\$44,000	\$55,000	\$60,500	\$3,666.67	\$4,583.33	\$21.153846	\$26.442308
17460	Analyst I, Crime	4	PRO	2	\$44,000	\$55,000	\$60,500	\$3,666.67	\$4,583.33	\$21.153846	\$26.442308
17218	Auditor I	4	PRO	2	\$44,000	\$55,000	\$60,500	\$3,666.67	\$4,583.33	\$21.153846	\$26.442308
18231	Community Behavioral Health Clinician	4	PRO	2	\$44,000	\$55,000	\$60,500	\$3,666.67	\$4,583.33	\$21.153846	\$26.442308
18002	Planner I	4	PRO	2	\$44,000	\$55,000	\$60,500	\$3,666.67	\$4,583.33	\$21.153846	\$26.442308
18106	Public Communication Specialist I	4	PRO	2	\$44,000	\$55,000	\$60,500	\$3,666.67	\$4,583.33	\$21.153846	\$26.442308
12707	Systems Analyst I	4	PRO	2	\$44,000	\$55,000	\$60,500	\$3,666.67	\$4,583.33	\$21.153846	\$26.442308
17200	Accountant I	4	PRO	1	\$40,368	\$50,459	\$55,505	\$3,364.00	\$4,204.92	\$19.407692	\$24.259135
12605	Analyst I, Financial	4	PRO	1	\$40,368	\$50,459	\$55,505	\$3,364.00	\$4,204.92	\$19.407692	\$24.259135
12605	Analyst I, Grants	4	PRO	1	\$40,368	\$50,459	\$55,505	\$3,364.00	\$4,204.92	\$19.407692	\$24.259135
12636	Buyer I	4	PRO	1	\$40,368	\$50,459	\$55,505	\$3,364.00	\$4,204.92	\$19.407692	\$24.259135
12632	Contracting Specialist I	4	PRO	1	\$40,368	\$50,459	\$55,505	\$3,364.00	\$4,204.92	\$19.407692	\$24.259135
17422	Database Administrator I	4	PRO	1	\$40,368	\$50,459	\$55,505	\$3,364.00	\$4,204.92	\$19.407692	\$24.259135
15200	GIS Analyst I	4	PRO	1	\$40,368	\$50,459	\$55,505	\$3,364.00	\$4,204.92	\$19.407692	\$24.259135
17704	Museum Registrar	4	PRO	1	\$40,368	\$50,459	\$55,505	\$3,364.00	\$4,204.92	\$19.407692	\$24.259135
18488	Victim Advocate	4	PRO	1	\$40,368	\$50,459	\$55,505	\$3,364.00	\$4,204.92	\$19.407692	\$24.259135
12111	Latent Fingerprint Examiner	5	PAR	7	\$55,836	\$69,795	\$76,774	\$4,653.00	\$5,816.25	\$26.844231	\$33.555288
14400	Fire Code Inspector II	5	PAR	7	\$55,836	\$69,795	\$76,774	\$4,653.00	\$5,816.25	\$26.844231	\$33.555288
16015	Engineering Technician III	5	PAR	6	\$51,225	\$64,032	\$70,435	\$4,268.75	\$5,336.00	\$24.627404	\$30.784615
16098	Environment Health/Safety Coordinator	5	PAR	6	\$51,225	\$64,032	\$70,435	\$4,268.75	\$5,336.00	\$24.627404	\$30.784615
16001	Fleet Services Coordinator	5	PAR	6	\$51,225	\$64,032	\$70,435	\$4,268.75	\$5,336.00	\$24.627404	\$30.784615
13902	Project Design Specialist	5	PAR	6	\$51,225	\$64,032	\$70,435	\$4,268.75	\$5,336.00	\$24.627404	\$30.784615
16606	Senior Crime Scene Investigator	5	PAR	6	\$51,225	\$64,032	\$70,435	\$4,268.75	\$5,336.00	\$24.627404	\$30.784615
13034	Senior Fleet Technician	5	PAR	6	\$51,225	\$64,032	\$70,435	\$4,268.75	\$5,336.00	\$24.627404	\$30.784615
15100	Senior Operations Agent - Airport	5	PAR	6	\$51,225	\$64,032	\$70,435	\$4,268.75	\$5,336.00	\$24.627404	\$30.784615
15213	Senior Paralegal	5	PAR	6	\$51,225	\$64,032	\$70,435	\$4,268.75	\$5,336.00	\$24.627404	\$30.784615
12801	Senior Skilled Maintenance Technician	5	PAR	6	\$51,225	\$64,032	\$70,435	\$4,268.75	\$5,336.00	\$24.627404	\$30.784615
12696	Senior Technical Support Analyst	5	PAR	6	\$51,225	\$64,032	\$70,435	\$4,268.75	\$5,336.00	\$24.627404	\$30.784615

City of Colorado Springs - 2016 Salary Schedule

Effective January 1, 2016

Job Code	Job Title	Band #	Band Name	Zone #	Annual			Monthly		Hourly	
					Zone Minimum	Market Average	Zone Maximum	Zone Minimum	Market Average	Zone Minimum	Market Average
12758	Video Production Specialist	5	PAR	6	\$51,225	\$64,032	\$70,435	\$4,268.75	\$5,336.00	\$24,627.404	\$30,784.615
16605	Crime Scene Investigator	5	PAR	5	\$46,996	\$58,745	\$64,619	\$3,916.33	\$4,895.42	\$22,594.231	\$28,242.788
15068	Electronic Specialist	5	PAR	5	\$46,996	\$58,745	\$64,619	\$3,916.33	\$4,895.42	\$22,594.231	\$28,242.788
16025	Engineering Technician II	5	PAR	5	\$46,996	\$58,745	\$64,619	\$3,916.33	\$4,895.42	\$22,594.231	\$28,242.788
14401	Fire Code Inspector I	5	PAR	5	\$46,996	\$58,745	\$64,619	\$3,916.33	\$4,895.42	\$22,594.231	\$28,242.788
12681	Fleet Technician	5	PAR	5	\$46,996	\$58,745	\$64,619	\$3,916.33	\$4,895.42	\$22,594.231	\$28,242.788
18428	HRIS Specialist	5	PAR	5	\$46,996	\$58,745	\$64,619	\$3,916.33	\$4,895.42	\$22,594.231	\$28,242.788
15211	Paralegal	5	PAR	5	\$46,996	\$58,745	\$64,619	\$3,916.33	\$4,895.42	\$22,594.231	\$28,242.788
16600	Police Court Liaison	5	PAR	5	\$46,996	\$58,745	\$64,619	\$3,916.33	\$4,895.42	\$22,594.231	\$28,242.788
14423	Police Financial Services Coordinator	5	PAR	5	\$46,996	\$58,745	\$64,619	\$3,916.33	\$4,895.42	\$22,594.231	\$28,242.788
14422	Police Fleet/Supply Coordinator	5	PAR	5	\$46,996	\$58,745	\$64,619	\$3,916.33	\$4,895.42	\$22,594.231	\$28,242.788
16053	Probation Officer	5	PAR	5	\$46,996	\$58,745	\$64,619	\$3,916.33	\$4,895.42	\$22,594.231	\$28,242.788
12768	Public Safety Dispatcher Trainer	5	PAR	5	\$46,996	\$58,745	\$64,619	\$3,916.33	\$4,895.42	\$22,594.231	\$28,242.788
16522	Recreation Assistant	5	PAR	5	\$46,996	\$58,745	\$64,619	\$3,916.33	\$4,895.42	\$22,594.231	\$28,242.788
15086	Senior Code Enforcement Officer	5	PAR	5	\$46,996	\$58,745	\$64,619	\$3,916.33	\$4,895.42	\$22,594.231	\$28,242.788
14407	Senior Marshal	5	PAR	5	\$46,996	\$58,745	\$64,619	\$3,916.33	\$4,895.42	\$22,594.231	\$28,242.788
12809	Skilled Maintenance Technician II	5	PAR	5	\$46,996	\$58,745	\$64,619	\$3,916.33	\$4,895.42	\$22,594.231	\$28,242.788
19657	Streets Operations Program Assistant	5	PAR	5	\$46,996	\$58,745	\$64,619	\$3,916.33	\$4,895.42	\$22,594.231	\$28,242.788
12817	Street Repair Inspector	5	PAR	5	\$46,996	\$58,745	\$64,619	\$3,916.33	\$4,895.42	\$22,594.231	\$28,242.788
12803	Streets District Crew Leader	5	PAR	5	\$46,996	\$58,745	\$64,619	\$3,916.33	\$4,895.42	\$22,594.231	\$28,242.788
13400	Transit Scheduler	5	PAR	5	\$46,996	\$58,745	\$64,619	\$3,916.33	\$4,895.42	\$22,594.231	\$28,242.788
17007	Assistant to Council	5	PAR	4	\$43,115	\$53,894	\$59,283	\$3,592.92	\$4,491.17	\$20,728.365	\$25,910.577
14014	Cemetery Specialist	5	PAR	4	\$43,115	\$53,894	\$59,283	\$3,592.92	\$4,491.17	\$20,728.365	\$25,910.577
15016	Code Enforcement Officer	5	PAR	4	\$43,115	\$53,894	\$59,283	\$3,592.92	\$4,491.17	\$20,728.365	\$25,910.577
15018	Community Service Officer	5	PAR	4	\$43,115	\$53,894	\$59,283	\$3,592.92	\$4,491.17	\$20,728.365	\$25,910.577
13035	Fleet Specialist	5	PAR	4	\$43,115	\$53,894	\$59,283	\$3,592.92	\$4,491.17	\$20,728.365	\$25,910.577
14061	Graphics Technician	5	PAR	4	\$43,115	\$53,894	\$59,283	\$3,592.92	\$4,491.17	\$20,728.365	\$25,910.577
15085	Land Use Inspector	5	PAR	4	\$43,115	\$53,894	\$59,283	\$3,592.92	\$4,491.17	\$20,728.365	\$25,910.577
14405	Marshal	5	PAR	4	\$43,115	\$53,894	\$59,283	\$3,592.92	\$4,491.17	\$20,728.365	\$25,910.577
12769	Public Safety Dispatcher	5	PAR	4	\$43,115	\$53,894	\$59,283	\$3,592.92	\$4,491.17	\$20,728.365	\$25,910.577
12188	Senior Courtroom Assistant	5	PAR	4	\$43,115	\$53,894	\$59,283	\$3,592.92	\$4,491.17	\$20,728.365	\$25,910.577
11063	Senior Legal Secretary	5	PAR	4	\$43,115	\$53,894	\$59,283	\$3,592.92	\$4,491.17	\$20,728.365	\$25,910.577
12792	Senior Payroll & Pension Technician	5	PAR	4	\$43,115	\$53,894	\$59,283	\$3,592.92	\$4,491.17	\$20,728.365	\$25,910.577
14066	Signs Technician II	5	PAR	4	\$43,115	\$53,894	\$59,283	\$3,592.92	\$4,491.17	\$20,728.365	\$25,910.577
12813	Staff Assistant	5	PAR	4	\$43,115	\$53,894	\$59,283	\$3,592.92	\$4,491.17	\$20,728.365	\$25,910.577
12698	Technical Support Analyst II	5	PAR	4	\$43,115	\$53,894	\$59,283	\$3,592.92	\$4,491.17	\$20,728.365	\$25,910.577
12601	Administrative Technician	5	PAR	3	\$39,555	\$49,443	\$54,388	\$3,296.25	\$4,120.25	\$19,016.827	\$23,770.673
15090	Airport Operations Agent	5	PAR	3	\$39,555	\$49,443	\$54,388	\$3,296.25	\$4,120.25	\$19,016.827	\$23,770.673
13005	Associate Fleet Technician	5	PAR	3	\$39,555	\$49,443	\$54,388	\$3,296.25	\$4,120.25	\$19,016.827	\$23,770.673
12088	Courtroom Assistant	5	PAR	3	\$39,555	\$49,443	\$54,388	\$3,296.25	\$4,120.25	\$19,016.827	\$23,770.673
15311	Digital Imaging Technician	5	PAR	3	\$39,555	\$49,443	\$54,388	\$3,296.25	\$4,120.25	\$19,016.827	\$23,770.673
13172	Engineering Technician I	5	PAR	3	\$39,555	\$49,443	\$54,388	\$3,296.25	\$4,120.25	\$19,016.827	\$23,770.673
16610	Evidence Technician	5	PAR	3	\$39,555	\$49,443	\$54,388	\$3,296.25	\$4,120.25	\$19,016.827	\$23,770.673
12837	Forestry Technician	5	PAR	3	\$39,555	\$49,443	\$54,388	\$3,296.25	\$4,120.25	\$19,016.827	\$23,770.673
13408	GIS Technician	5	PAR	3	\$39,555	\$49,443	\$54,388	\$3,296.25	\$4,120.25	\$19,016.827	\$23,770.673
12717	Legal Secretary	5	PAR	3	\$39,555	\$49,443	\$54,388	\$3,296.25	\$4,120.25	\$19,016.827	\$23,770.673
15150	License Enforcement Officer	5	PAR	3	\$39,555	\$49,443	\$54,388	\$3,296.25	\$4,120.25	\$19,016.827	\$23,770.673
15083	Planning Technician	5	PAR	3	\$39,555	\$49,443	\$54,388	\$3,296.25	\$4,120.25	\$19,016.827	\$23,770.673
12625	Public Communications Technician	5	PAR	3	\$39,555	\$49,443	\$54,388	\$3,296.25	\$4,120.25	\$19,016.827	\$23,770.673
15023	Radio Technician	5	PAR	3	\$39,555	\$49,443	\$54,388	\$3,296.25	\$4,120.25	\$19,016.827	\$23,770.673
12199	Senior Probation Technician	5	PAR	3	\$39,555	\$49,443	\$54,388	\$3,296.25	\$4,120.25	\$19,016.827	\$23,770.673
14065	Signs Technician I	5	PAR	3	\$39,555	\$49,443	\$54,388	\$3,296.25	\$4,120.25	\$19,016.827	\$23,770.673
12808	Skilled Maintenance Technician I	5	PAR	3	\$39,555	\$49,443	\$54,388	\$3,296.25	\$4,120.25	\$19,016.827	\$23,770.673
15120	Engineering Technician I	5	PAR	3	\$39,555	\$49,443	\$54,388	\$3,296.25	\$4,120.25	\$19,016.827	\$23,770.673
12765	Emergency Response Technician	5	PAR	2	\$36,289	\$45,361	\$49,898	\$3,024.08	\$3,780.08	\$17,446.635	\$21,808.173
12103	Police Services Representative	5	PAR	2	\$36,289	\$45,361	\$49,898	\$3,024.08	\$3,780.08	\$17,446.635	\$21,808.173
12099	Probation Technician	5	PAR	2	\$36,289	\$45,361	\$49,898	\$3,024.08	\$3,780.08	\$17,446.635	\$21,808.173
12097	Records Systems Coordinator	5	PAR	2	\$36,289	\$45,361	\$49,898	\$3,024.08	\$3,780.08	\$17,446.635	\$21,808.173
16066	Sales Tax Investigator II	5	PAR	2	\$36,289	\$45,361	\$49,898	\$3,024.08	\$3,780.08	\$17,446.635	\$21,808.173
18515	Senior Accounting Technician	5	PAR	2	\$36,289	\$45,361	\$49,898	\$3,024.08	\$3,780.08	\$17,446.635	\$21,808.173
13025	Parts/Supply Specialist	5	PAR	1	\$33,293	\$41,616	\$45,778	\$2,774.42	\$3,468.00	\$16,006.250	\$20,007.692
16065	Sales Tax Investigator I	5	PAR	1	\$33,293	\$41,616	\$45,778	\$2,774.42	\$3,468.00	\$16,006.250	\$20,007.692
12130	Sales Tax Technician	5	PAR	1	\$33,293	\$41,616	\$45,778	\$2,774.42	\$3,468.00	\$16,006.250	\$20,007.692
12697	Technical Support Analyst I	5	PAR	1	\$33,293	\$41,616	\$45,778	\$2,774.42	\$3,468.00	\$16,006.250	\$20,007.692
12793	Senior Maintenance Technician	6	GNL	8	\$42,603	\$53,253	\$58,578	\$3,550.25	\$4,437.75	\$20,482.212	\$25,602.404
12622	Cemetery Technician	6	GNL	7	\$39,085	\$48,856	\$53,742	\$3,257.08	\$4,071.33	\$18,790.865	\$23,488.462
11073	Lead Transit Dispatcher	6	GNL	7	\$39,085	\$48,856	\$53,742	\$3,257.08	\$4,071.33	\$18,790.865	\$23,488.462
12853	Park Ranger	6	GNL	7	\$39,085	\$48,856	\$53,742	\$3,257.08	\$4,071.33	\$18,790.865	\$23,488.462
11090	Payroll & Pension Technician II	6	GNL	7	\$39,085	\$48,856	\$53,742	\$3,257.08	\$4,071.33	\$18,790.865	\$23,488.462
12785	Senior Equipment Operator	6	GNL	7	\$39,085	\$48,856	\$53,742	\$3,257.08	\$4,071.33	\$18,790.865	\$23,488.462
12192	Senior Municipal Court Clerk	6	GNL	7	\$39,085	\$48,856	\$53,742	\$3,257.08	\$4,071.33	\$18,790.865	\$23,488.462

City of Colorado Springs - 2016 Salary Schedule

Effective January 1, 2016

Job Code	Job Title	Band #	Band Name	Zone #	Annual			Monthly		Hourly	
					Zone Minimum	Market Average	Zone Maximum	Zone Minimum	Market Average	Zone Minimum	Market Average
14064	Senior Parking Meter Technician	6	GNL	7	\$39,085	\$48,856	\$53,742	\$3,257.08	\$4,071.33	\$18,790865	\$23.488462
17461	Benefits Specialist	6	GNL	6	\$35,857	\$44,822	\$49,304	\$2,988.08	\$3,735.17	\$17.238942	\$21.549038
12653	Equipment Operator II	6	GNL	6	\$35,857	\$44,822	\$49,304	\$2,988.08	\$3,735.17	\$17.238942	\$21.549038
12110	Fingerprint Technician	6	GNL	6	\$35,857	\$44,822	\$49,304	\$2,988.08	\$3,735.17	\$17.238942	\$21.549038
12798	License Specialist II	6	GNL	6	\$35,857	\$44,822	\$49,304	\$2,988.08	\$3,735.17	\$17.238942	\$21.549038
12729	Maintenance Technician II	6	GNL	6	\$35,857	\$44,822	\$49,304	\$2,988.08	\$3,735.17	\$17.238942	\$21.549038
12093	Municipal Court Clerk II	6	GNL	6	\$35,857	\$44,822	\$49,304	\$2,988.08	\$3,735.17	\$17.238942	\$21.549038
14062	Parking Meter Technician	6	GNL	6	\$35,857	\$44,822	\$49,304	\$2,988.08	\$3,735.17	\$17.238942	\$21.549038
11091	Payroll & Pension Technician I	6	GNL	6	\$35,857	\$44,822	\$49,304	\$2,988.08	\$3,735.17	\$17.238942	\$21.549038
15310	Printing Technician	6	GNL	6	\$35,857	\$44,822	\$49,304	\$2,988.08	\$3,735.17	\$17.238942	\$21.549038
12797	Senior Office Specialist	6	GNL	6	\$35,857	\$44,822	\$49,304	\$2,988.08	\$3,735.17	\$17.238942	\$21.549038
11043	Transit Dispatcher	6	GNL	6	\$35,857	\$44,822	\$49,304	\$2,988.08	\$3,735.17	\$17.238942	\$21.549038
11002	Accounting Technician II	6	GNL	5	\$32,897	\$41,121	\$45,233	\$2,741.42	\$3,426.75	\$15.815865	\$19.769712
11033	Communications Center Dispatcher	6	GNL	5	\$32,897	\$41,121	\$45,233	\$2,741.42	\$3,426.75	\$15.815865	\$19.769712
13072	Driver	6	GNL	5	\$32,897	\$41,121	\$45,233	\$2,741.42	\$3,426.75	\$15.815865	\$19.769712
12722	Fire Community and Public Health Provider	6	GNL	5	\$32,897	\$41,121	\$45,233	\$2,741.42	\$3,426.75	\$15.815865	\$19.769712
12743	License Specialist I	6	GNL	5	\$32,897	\$41,121	\$45,233	\$2,741.42	\$3,426.75	\$15.815865	\$19.769712
12092	Municipal Court Clerk I	6	GNL	5	\$32,897	\$41,121	\$45,233	\$2,741.42	\$3,426.75	\$15.815865	\$19.769712
12741	Office Specialist	6	GNL	5	\$32,897	\$41,121	\$45,233	\$2,741.42	\$3,426.75	\$15.815865	\$19.769712
14420	Parking Enforcement Officer	6	GNL	5	\$32,897	\$41,121	\$45,233	\$2,741.42	\$3,426.75	\$15.815865	\$19.769712
14424	PPHWY Ranger	6	GNL	5	\$32,897	\$41,121	\$45,233	\$2,741.42	\$3,426.75	\$15.815865	\$19.769712
14023	Radio Installer	6	GNL	5	\$32,897	\$41,121	\$45,233	\$2,741.42	\$3,426.75	\$15.815865	\$19.769712
11003	Accounting Technician I	6	GNL	4	\$30,181	\$37,726	\$41,498	\$2,515.08	\$3,143.83	\$14.510096	\$18.137500
13302	Equipment Operator I	6	GNL	4	\$30,181	\$37,726	\$41,498	\$2,515.08	\$3,143.83	\$14.510096	\$18.137500
12725	Maintenance Technician I	6	GNL	4	\$30,181	\$37,726	\$41,498	\$2,515.08	\$3,143.83	\$14.510096	\$18.137500
12734	Medical Assistant	6	GNL	4	\$30,181	\$37,726	\$41,498	\$2,515.08	\$3,143.83	\$14.510096	\$18.137500
	Reserved for Future Use	6	GNL	3	\$27,689	\$34,611	\$38,072	\$2,307.42	\$2,884.25	\$13.312019	\$16.639904
12733	Office Assistant/Receptionist	6	GNL	2	\$25,402	\$31,753	\$34,928	\$2,116.83	\$2,646.08	\$12.212500	\$15.265865
12744	Office Specialist, Mail	6	GNL	2	\$25,402	\$31,753	\$34,928	\$2,116.83	\$2,646.08	\$12.212500	\$15.265865
12721	Maintenance Services Worker	6	GNL	1	\$23,305	\$29,131	\$32,044	\$1,942.08	\$2,427.58	\$11.204327	\$14.005288

FIRE - Paid by Rank

Job Code	Rank	Monthly Pay Rate	Hourly Pay Rate
56 Hours/Week			
19407	Battalion Chief	\$9,251	\$38.123606
19406	Fire Captain	\$7,613	\$31.373941
19405	Fire Lieutenant	\$6,865	\$28.291683
19416	Fire Paramedic 1st	\$6,311	\$26.008063
	Fire Paramedic 2nd	\$5,633	\$23.214640
	Fire Paramedic 3rd	\$5,029	\$20.727255
19404	Fire Driver Engineer	\$6,245	\$25.737038
19403	Firefighter 1st	\$5,735	\$23.636588
	Firefighter 2nd	\$5,121	\$21.104186
	Firefighter 3rd	\$4,573	\$18.844747
	Firefighter 4th	\$4,083	\$16.829177
40 Hours/Week			
19407	Battalion Chief	\$9,251	\$53.373048
19406	Fire Captain (Staff)	\$7,825	\$45.144231
19405	Fire Lieutenant (Staff)	\$7,056	\$40.707692
19409	Fire Trainee	\$3,780	\$21.808884
19412	Fire Investigator	\$6,249	\$36.052801

POLICE - Paid by Rank

Job Code	Rank	Monthly Pay Rate	Hourly Pay Rate
19308	Police Commander	\$9,884	\$57.026925
19307	Police Lieutenant	\$8,629	\$49.783614
19306	Police Sergeant	\$7,552	\$43.573928
19304	Police Officer 1st	\$6,033	\$34.809976
	Police Officer 2nd	\$5,386	\$31.073947
	Police Officer 3rd	\$4,809	\$27.744667
	Police Officer 4th	\$4,293	\$24.772024
19300	Police Recruit	\$3,974	\$22.932346

Hourly Employees

Based on the Workers Compensation Code, please select appropriate Job Code and Job Title:						
Workers Compensation Code						
9220	Cemetery					
5506	Road and Bridge Including Street Repair					
9410	Other Public					
7720	Police					
8810	Clerical/Office/Municipal Court Referee					
9015	Janitors and Recreation Employees					
8820	Attorney/Exec					
Job Code	Job Title	Band #	Band Name	Zone #	Zone Minimum	Zone Maximum
9220 Cemetery						
10213	Hourly III 9220	HRL	Hourly	3	Minimum Wage	\$9.12
10214	Hourly IV 9220	HRL	Hourly	4	\$9.13	\$12.33
10215	Hourly V 9220	HRL	Hourly	5	\$12.34	\$16.69
10216	Hourly VI 9220	HRL	Hourly	6	\$16.70	\$25.00
5506 Road and Bridge Including Street Repair						
10513	Hourly III 5506	HRL	Hourly	3	Minimum Wage	\$9.12
10514	Hourly IV 5506	HRL	Hourly	4	\$9.13	\$12.33
10515	Hourly V 5506	HRL	Hourly	5	\$12.34	\$16.69
10516	Hourly VI 5506	HRL	Hourly	6	\$16.70	\$25.00
9410 Other Public						
10613	Hourly III 9410	HRL	Hourly	3	Minimum Wage	\$9.12
10614	Hourly IV 9410	HRL	Hourly	4	\$9.13	\$12.33
10615	Hourly V 9410	HRL	Hourly	5	\$12.34	\$16.69
10616	Hourly VI 9410	HRL	Hourly	6	\$16.70	\$25.00
7720 Police						
10713	Hourly III 7720	HRL	Hourly	3	Minimum Wage	\$9.12
10714	Hourly IV 7720	HRL	Hourly	4	\$9.13	\$12.33
10715	Hourly V 7720	HRL	Hourly	5	\$12.34	\$16.69
10716	Hourly VI 7720	HRL	Hourly	6	\$16.70	\$25.00
8810 Clerical/Office						
10813	Hourly III 8810	HRL	Hourly	3	Minimum Wage	\$9.12
10814	Hourly IV 8810	HRL	Hourly	4	\$9.13	\$12.33
10815	Hourly V 8810	HRL	Hourly	5	\$12.34	\$16.69
10816	Hourly VI 8810	HRL	Hourly	6	\$16.70	\$25.00
10817	Hourly VII 8810	HRL	Hourly	7	\$25.01	\$35.00
9015 Janitors and Recreation Employees						
10913	Hourly III 9015	HRL	Hourly	3	Minimum Wage	\$9.12
10914	Hourly IV 9015	HRL	Hourly	4	\$9.13	\$12.33
10915	Hourly V 9015	HRL	Hourly	5	\$12.34	\$16.69
10916	Hourly VI 9015	HRL	Hourly	6	\$16.70	\$25.00
8820 Attorney/Exec						
10827	Hourly VII 8820	HRL	Hourly	7	\$25.01	\$72.13
8810 Municipal Court Referees						
10818	Municipal Court Referee	HRL	Hourly	8	\$20.00	\$33.26
10819	Municipal Court Referee, Sr	HRL	Hourly	9	\$25.00	\$36.58
<p>To fill a position at a level Hourly VI or higher, you must complete a Hourly Approval Form and submit it to HR, click on this box for form.</p>						