

RESOLUTION NO. 190 - 24

A RESOLUTION ESTABLISHING 2025 DRAINAGE BASIN FEES, BRIDGE FEES, DETENTION POND FACILITY FEES AND LAND FEES

WHEREAS, the City Stormwater Enterprise prepared a study of drainage facility construction cost trends which recommended a 7.5% increase in Drainage Basin Fees, Bridge Fees, and Detention Pond Facility Fees for 2025; and

WHEREAS, the City/County Drainage Board at their October 8, 2024 meeting approved a recommendation to the City Council for a 7.5% increase for 2025 Drainage Basin Fees, Bridge Fees, and Detention Pond Facility Fees over the current fee schedule; and

WHEREAS, the Park Land Dedication Fee remains unchanged at \$98,010.00 per acre in 2025; such Park Land Dedication Fee is used as the basis for computing the Detention Pond Land Fee.


**NOW, THEREFORE, BE IT RESOLVED BY THE CITY COUNCIL OF THE CITY OF COLORADO SPRINGS THAT:**


Section 1. The 2025 Drainage Basin Fees, Bridge Fees, Detention Pond Facility Fees and Land Fees are established based on the City/County Drainage Board recommendation and as shown on the 2025 Fee Schedule, effective on January 1, 2025, and attached hereto as Exhibit A.

Dated at Colorado Springs, Colorado this 10<sup>th</sup> day of December 2024.

  
Randy Helms, Council President

ATTEST:

  
Sarah B. Johnson, City Clerk



## Exhibit A

### 2025 DRAINAGE, BRIDGE AND POND FEES CITY OF COLORADO SPRINGS Proposed January 1, 2025

Basin Name	DBPS Year	Drainage Fee/Acre	Bridge Fee/Acre	Pond Land Fee/Acre	Pond Facility Fee/Acre	Surcharge/Acre
19th Street	1964	\$5,863				
21st Street	1977	\$8,948				
Bear Creek	1980	\$5,759	\$543			
Big Johnson, Crews	1991	\$22,282	\$1,831	\$308		
Black Squirrel Creek	1989	\$20,413		\$4,784		
Camp Creek	1964	\$3,301				
Cottonwood Creek <sup>1, 2</sup>	2019	\$19,717	\$1,644			\$1,052
Douglas Creek	1981	\$18,516	\$414			
Dry Creek <sup>3</sup>	1966	\$0				
Elkhorn Basin <sup>4</sup>	n/a	\$0				
Fishers Canyon <sup>5</sup>	1991	\$0				
Fountain Creek <sup>6</sup>	n/a	VAR				
Jimmy Camp Creek	2015	\$11,602			\$3,781	
Kettle Creek/ Old Ranch Trib.	2001	\$0				
Little Johnson	1988	\$19,447		\$1,570		
Mesa	1986	\$43,002				
Mesa (Centennial Allaso Peak)	1986	\$57,889				
Middle Tributary	1987	\$34,841		\$1,434		
Miscellaneous <sup>8</sup>	n/a	\$17,319				
Monument Branch <sup>9</sup>	1987	\$0				
North Rockrimmon	1973	\$8,950				
Park Vista (MDDP)	2004	\$24,927				
Peterson Field	1984	\$18,803	\$866			
Pine Creek <sup>10</sup>	1988	\$0				
Pope's Bluff	1976	\$5,959	\$1,020			
Pulpit Rock	1968	\$9,869				
Sand Creek <sup>11</sup>	2021	\$27,250				
Shooks Run <sup>12</sup>	1994	\$0				
Smith Creek <sup>13</sup>	2002	\$0				
South Rockrimmon	1976	\$6,997				
Southwest Area	1984	\$19,891				
Spring Creek	1968	\$19,750				
Templeton Gap	1977	\$10,109	\$112			
Windmill Gulch	1992	\$21,232	\$394	\$3,909		

All Drainage, Bridge and Detention Pond Facilities Fees adjusted by 7.5% over 2024 by City Council Resolution No. \_\_\_\_-24 on December \_\_, 2024 to be effective on January 1, 2025. Land Fees are based on the Community Park Land Dedication Fee which is currently \$98,010/acre for Community Parks (0% change for inflation in 2024).

<sup>1</sup> The 2025 Cottonwood Creek drainage fee consists of a capital improvement fee of \$15,789 per acre and land fee of \$3,928 per acre for a total of \$19,717 per acre. These fees are adjusted annually using different procedures but are combined for collection purposes. **The surcharge fee of \$1,052/ac is due in cash; credits for prior facility construction cannot be used to offset this fee**, which is deposited into a separate City fund known as the "Cottonwood Creek Surcharge" fund.

<sup>2</sup> The Wolf Ranch portion of the Cottonwood Creek Drainage Basin was approved as a "no fee" basin as to Drainage Fees only by City Council on August 28, 2018 by Resolution No. 96-18

<sup>3</sup> Dry Creek is a closed basin per City Council Resolution No.118-08 on June 24, 2008

<sup>4</sup> Elkhorn Basin is a closed basin per the Annexation Agreements for the area.

<sup>5</sup> Fishers Canyon is a closed basin per City Council Resolution No. 74-08 on April 22, 2008.

<sup>6</sup> Pursuant to the recommendation of the Subdivision Storm Drainage Board adopted at its meeting of September 15, 1977, there are exempted and excluded from the provisions of this part construction of the main Fountain Creek Channel from the confluence of Fountain Creek with Monument Creek northwest to the City limits. Land developments taking place adjacent to Fountain Creek shall remain responsible for dedicating rights of way necessary for the channelization of Fountain Creek, and the developers shall continue to pay to the City as a condition of subdivision plat approval the applicable drainage fees. Drainage fees are required in accordance with the appropriate basin study.

<sup>7</sup> Kettle Creek Old Ranch Tributary is a closed basin per City Council Resolution 139-02 dated August 27, 2002.

<sup>8</sup> Miscellaneous fee is assessed on unstudied areas and the Roswell and Westside Basins. The Gold Hill Mesa Basin is a "no fee" basin per City Council Resolution 72-21 on March 11, 2021.

<sup>9</sup> Monument Branch Basin is a closed basin per City Council Res. 177-10 on October 12, 2010

<sup>10</sup> Pine Creek is a closed basin per City Council Resolution No.236-88 on December 13, 1988.

<sup>11</sup> The Banning Lewis Ranch portion of the Sand Creek Basin is a closed basin as to Drainage Fees only per City Council Resolution 223-22 dated December 13, 2022.

<sup>12</sup> Shooks Run is a closed basin as adopted by Drainage Board at its meeting on October 15, 1963.

<sup>13</sup> Smith Creek is a closed basin per City Council Resolution 140-02 on August 27, 2002

**Exhibit B**



**DATE:** October 8<sup>th</sup>, 2024

**TO:** City/County Drainage Board

**FROM:** Erin Powers, Compliance Program Manager, Stormwater Enterprise

**SUBJECT:** 2025 FEE STUDY

Following is a summary of research on drainage construction costs with a recommendation regarding the annual review of the Drainage, Bridge and Detention Pond fees in 2024 to adjust for inflationary costs for fees to be collected in 2025.

**Background.** The City's Drainage Code includes the following paragraph about annual fee adjustments:

City Code:

**7.4.702: DRAINAGE BASIN FEE PROGRAM:**

C.1.d: Prior to January 1 of each year the unit drainage fee and the unit pond land fees shall be reviewed by the Drainage Board, which shall make a recommendation to the City Council as to any adjustment to the fees. In the absence of additional studies, the unit pond land fees are intended to be raised or lowered by the same percentage as the City's park land dedication fee. Upon such recommendation the City Council shall establish by resolution the unit drainage, bridge, pond facility, pond land, and surcharge fees in each drainage basin to be effective January 1 of each year. The fees shall be reestablished in accord with changes in construction and other costs or revisions suggested by additional studies or other information obtained.

Drainage Basin fees shall be reviewed and adjusted annually in order to comply with City Code and to stay current with reimbursement costs. The purpose is to ensure consistent, fair, and equitable reimbursements for the costs of constructing public stormwater infrastructure.

### Fee Increase History

The drainage basin fees were increased by 7.0% in January of 2022, 9.2% in January of 2023, and 7.6% effective January 1, 2024, with the adoption by City Council at the recommendation of the City/County Drainage Board. There was no adjustment based upon a forecast for 2024.

A table with the drainage fee increases from the past 15 years is included below.

Year	Fee Increase
2010	0.0%
2011	0.0%
2012	0.0%
2013	0.0%
2014	4.3%
2015	0.0%
2016	4.8%
2017	3.5%
2018	5.7%
2019	6.7%
2020	4.0%
2021	3.5%
2022	7.0%
2023	9.2%
2024	7.6%

### Data Sources:

As was done in past years, this analysis looks back at actual construction cost increases for the past year.

The research for this year's survey includes data from:

- Colorado Department of Transportation (CDOT) Colorado Construction Cost Index data;
- Denver-Aurora-Lakewood Consumer Price Index (CPI-U);
- Cost data from Engineering News Record (ENR);
- UCCS Economic Form data; and
- Local developers, contractors, consultants, and providers of construction materials.

### Colorado Department of Transportation (CDOT) Colorado Construction Index Report ("CCI"):

For specific construction items (Earthwork, Structural Concrete, and Reinforcing Steel) the average cost increased by 8.02% from the first quarter of 2023 to the first quarter of 2024. The CCI is difficult to rely on as the projects that CDOT completes vary widely in location, size, scope, and CDOT's own materials availability. As is evidenced below, the costs of earthwork indicate the highest increase.

<u>Item</u>	<u>1st Quarter. 2023 Index</u>	<u>1st Quarter. 2024 Index</u>	<u>% Change (averaged over year)</u>
Earthwork Price (\$/CY)	25.47	31.88	25.17%
Structural Concrete Price (\$/CY)	1,020.16	1,150.53	12.78%
Reinforcing Steel Price (\$/LB)	2.16	1.86	-13.89%
Average Cost Increase			8.02%

**Consumer Price Index (CPI-U):** The nationwide CPI-U information provided in the UCCS Economic Forum data for July 2024 indicates all items less food and energy index advanced 3.3%. The Denver-Aurora-Lakewood CPI-U indicates all items less food and energy index advanced 2.4%.

**Engineering News Record (ENR):**

Calculations were based upon the following commodities for the Denver area: Concrete, 4000 psi; Reinforced Concrete Pipe (average of 24", 36" and 48"); Rebar, Grade 60, #4; and Common Labor and Skilled Labor, comparing July 2023 to July 2024.

<u>Item</u>	<u>July 2023 Index</u>	<u>July 2024 Index</u>	<u>% Change (averaged over year)</u>
Concrete, 4000psi	140	185	32.14%
Pipe (avg. of 3 sizes)	128.67	127.15	-1.18%
Rebar, Grade 60, #4	80.22	80.99	0.96%
Common Labor	818.18	818.18	0.00%
Skilled Labor	943.19	972.24	3.08%
Average Cost Increase			7.00%

Based on these ENR statistics for the Denver area of a normal mix of labor and materials, a typical drainage project likely saw an average increase of approximately 7.00%.

**Local Construction Costs** (compiled by contacting local drainage construction contractors and materials providers):

City staff surveyed the local development community regarding project costs. The survey included questions regarding concrete, rock, pipe and labor from 2023 to 2024, and reported an average increase of approximately 12.8% in industries that support drainage projects.

**Summary:**

**2024 Overall:** Using weighted averages based on the impact of local contractor and supplier data for the past year, CCI, CDOT, ENR (Denver), the CPI-U, and UCCS Economic Forum data for the same time period, it is estimated that overall drainage construction costs have increased an average of 7.5% from the second quarter of 2023 to the second quarter of 2024.

**2025 Forecast:** The Governor's Office of State Planning and Budgeting has forecast an increase to the Consumer Price Index of 2.5% for 2024 and an increase of 2.9% for 2025 for the Colorado Denver-Aurora-Lakewood area. An increase based on the 2025 forecast is not recommended at this time.

**Recommendation:**

Staff recommends an increase of 7.5% over the 2024 drainage, bridge and detention pond facility fees, to include the Miscellaneous Basin fee, and approval of the attached fee schedule effective upon City Council approval.

There has been no adjustment to the Park Land Dedication Fee (\$98,010 per acre); therefore the Detention Pond Land fee will remain the same as in 2024.

A recommended motion would be:

I move to approve a recommendation to City Council for an increase of 7.5% over the 2024 drainage, bridge and detention pond facility fees, to include the Miscellaneous Basin fee, and approval of the attached fee schedule effective January 1, 2025.

**Attachments:**

Exhibit A – 2025 Proposed Fee Schedule

Exhibit B – 2024 Pending Fee Schedule

Exhibit C

RESOLUTION NO. 208- 23

A RESOLUTION ESTABLISHING 2024 DRAINAGE BASIN FEES, BRIDGE FEES, DETENTION POND FACILITY FEES AND LAND FEES

WHEREAS, the City Stormwater Enterprise prepared a study of drainage facility construction cost trends which recommended a 7.6% increase in Drainage Basin Fees, Bridge Fees, and Detention Pond Facility Fees for 2024; and

WHEREAS, the City/County Drainage Board at their October 10, 2023 meeting approved a recommendation to the City Council for a 7.6% increase for 2024 Drainage Basin Fees, Bridge Fees, and Detention Pond Facility Fees over the current fee schedule; and

WHEREAS, the Park Land Dedication Fee remains unchanged at \$98,010.00 per acre in 2024; such Park Land Dedication Fee is used as the basis for computing the Detention Pond Land Fee.


**NOW, THEREFORE, BE IT RESOLVED BY THE CITY COUNCIL OF THE CITY OF COLORADO SPRINGS THAT:**

Section 1. The 2024 Drainage Basin Fees, Bridge Fees, Detention Pond Facility Fees and Land Fees are established based on the City/County Drainage Board recommendation and as shown on the 2024 Fee Schedule, effective on January 1, 2024, and attached hereto as Exhibit A.

Dated at Colorado Springs, Colorado this 12<sup>th</sup> day of December 2023.

  
Randy Helms, Council President

ATTEST:

  
Sarah B. Johnson, City Clerk



**Exhibit A**

**2024 DRAINAGE, BRIDGE AND POND FEES  
CITY OF COLORADO SPRINGS  
Proposed January 1, 2024**

Basin Name	DBPS Year	Drainage Fee/Acre	Bridge Fee/Acre	Pond Land Fee/Acre	Pond Facility Fee/Acre	Surcharge/Acre
19th Street	1964	\$5,454				
21st Street	1977	\$8,324				
Bear Creek	1980	\$5,357	\$505			
Big Johnson, Crews	1991	\$20,728	\$1,703	\$308		
Black Squirrel Creek	1989	\$18,989		\$4,784		
Camp Creek	1964	\$3,071				
Cottonwood Creek <sup>1, 2</sup>	2019	\$18,615	\$1,529			\$979
Douglas Creek	1981	\$17,225	\$385			
Dry Creek <sup>3</sup>	1966	\$0				
Elkhorn Basin <sup>4</sup>	n/a	\$0				
Fishers Canyon <sup>5</sup>	1991	\$0				
Fountain Creek <sup>6</sup>	n/a	VAR				
Jimmy Camp Creek	2015	\$10,793			\$3,517	
Kettle Creek <sup>7</sup> Old Ranch Trib.	2001	\$0				
Little Johnson	1988	\$18,090		\$1,570		
Mesa	1986	\$14,479				
Middle Tributary	1987	\$32,410		\$1,434		
Miscellaneous <sup>8</sup>	n/a	\$16,111				
Monument Branch <sup>12</sup>	1987	\$0				
North Rockrimmon	1973	\$8,325				
Park Vista (MDDP)	2004	\$23,188				
Peterson Field	1984	\$17,491	\$805			
Pine Creek <sup>9</sup>	1988	\$0				
Pope's Bluff	1976	\$5,543	\$949			
Pulpit Rock	1968	\$9,180				
Sand Creek	2021	\$23,688				
Shooks Run <sup>10</sup>	1994	\$0				
Smith Creek <sup>11</sup>	2002	\$0				
South Rockrimmon	1976	\$6,509				
Southwest Area	1984	\$18,504				
Spring Creek	1968	\$18,372				
Templeton Gap	1977	\$9,404	\$104			
Windmill Gulch	1992	\$19,750	\$367	\$3,909		

All Drainage, Bridge and Detention Pond Facilities Fees adjusted by \_\_\_% over 2023 by City Council Resolution No. \_\_\_-23 on \_\_\_\_\_, 2023 to be effective on January 1, 2024. Land Fees are based on the Community Park Land Dedication Fee which is currently \$98,010/acre for Community Parks (0% change for inflation in 2023).

<sup>1</sup> The 2024 Cottonwood Creek drainage fee consists of a capital improvement fee of \$14,687 per acre and land fee of \$3,928 per acre for a total of \$18,615 per acre. These fees are adjusted annually using different procedures but are combined for collection purposes. **The surcharge fee of \$979/ac is due in cash; credits for prior facility construction cannot be used to offset this fee, which is deposited into a separate City fund known as the "Cottonwood Creek Surcharge" fund.**

<sup>2</sup> The Wolf Ranch portion of the Cottonwood Creek Drainage Basin was approved as a "no fee" basin as to Drainage Fees only by City Council on August 28, 2018 by Resolution No. 96-18

<sup>3</sup> Dry Creek is a closed basin per City Council Resolution No.118-08 on June 24, 2008

<sup>4</sup> Elkhorn Basin is a closed basin per the Annexation Agreements for the area.

<sup>5</sup> Fishers Canyon is a closed basin per City Council Resolution No. 74-08 on April 22, 2008.

<sup>6</sup> Pursuant to the recommendation of the Subdivision Storm Drainage Board adopted at its meeting of September 15, 1977, there are exempted and excluded from the provisions of this part construction of the main Fountain Creek Channel from the confluence of Fountain Creek with Monument Creek northwest to the City limits. Land developments taking place adjacent to Fountain Creek shall remain responsible for dedicating rights of way necessary for the channelization of Fountain Creek, and the developers shall continue to pay to the City as a condition of subdivision plat approval the applicable drainage fees. Drainage fees are required in accordance with the appropriate basin study.

<sup>7</sup> Kettle Creek Old Ranch Tributary is a closed basin per City Council Resolution 139-02 on August 27, 2002.

<sup>8</sup> Miscellaneous fee is assessed on unstudied areas and the Roswell and Westside Basins.

<sup>9</sup> Pine Creek is a closed basin per City Council Resolution No.236-88 on December 13, 1988.

<sup>10</sup> Shooks Run is a closed basin pursuant to the recommendation of the Drainage Board, adopted at its meeting on October 15, 1963.

<sup>11</sup> Smith Creek is a closed basin per City Council Resolution 140-02 on August 27, 2002

<sup>12</sup> Monument Branch Basin is a closed basin per City Council Res. 177-10 on October 12, 2010



**Exhibit B**



**DATE:** September 13<sup>th</sup>, 2023

**TO:** City/County Drainage Board

**FROM:** Erin Powers, Compliance Program Manager, Stormwater Enterprise

**SUBJECT:** 2024 FEE STUDY

Following is a summary of research on drainage construction costs with a recommendation regarding the annual review of the Drainage, Bridge and Detention Pond fees in 2023 to adjust for inflationary costs for fees to be collected in 2024.

**Background.** The City's Drainage Code includes the following paragraph about annual fee adjustments:

City Code:

**7.4.702: DRAINAGE BASIN FEE PROGRAM:**

C.1.d: Prior to January 1 of each year the unit drainage fee and the unit pond land fees shall be reviewed by the Drainage Board, which shall make a recommendation to the City Council as to any adjustment to the fees. In the absence of additional studies, the unit pond land fees are intended to be raised or lowered by the same percentage as the City's park land dedication fee. Upon such recommendation the City Council shall establish by resolution the unit drainage, bridge, pond facility, pond land, and surcharge fees in each drainage basin to be effective January 1 of each year. The fees shall be reestablished in accord with changes in construction and other costs or revisions suggested by additional studies or other information obtained.

Drainage Basin fees shall be reviewed and adjusted annually in order to comply with City Code and to stay current with reimbursement costs. The purpose is to ensure consistent, fair, and equitable reimbursements for the costs of constructing public stormwater infrastructure.

The drainage basin fees were increased by 3.5% in January of 2021, 7.0% in January of 2022, and 9.2% effective January 1, 2023 with the adoption by City Council at the recommendation of the City/County Drainage Board. There was no adjustment based upon a forecast for 2023.

**Data Sources:**

As was done in past years, this analysis looks back at actual construction cost increases for the past year.

The research for this year’s survey includes data from:

- Colorado Department of Transportation (CDOT) Colorado Construction Cost Index data;
- Denver-Aurora-Lakewood Consumer Price Index (CPI-U);
- Cost data from Engineering News Record (ENR);
- UCCS Economic Form data; and
- Local developers, contractors, consultants, and providers of construction materials.

**Colorado Department of Transportation (CDOT) Colorado Construction Index Report (“CCI”):**

For specific construction items (Earthwork, Structural Concrete, and Reinforcing Steel) the average cost increased by 17.56% from the first quarter of 2022 to the first quarter of 2023. The CCI is difficult to rely on as the projects that CDOT completes vary widely in location, size, scope, and CDOT’s own materials availability. As is evidenced below, the costs of earthwork indicate the highest increase.

<u>Item</u>	<u>1st Quarter. 2022 Index</u>	<u>1st Quarter. 2022 Index</u>	<u>% Change (averaged over year)</u>
Earthwork Price (\$/CY)	21.51	25.47	18.41%
Structural Concrete Price (\$/CY)	1,027.78	1,020.16	-0.74%
Reinforcing Steel Price (\$/LB)	1.60	2.16	35.00%
			17.56%

**Consumer Price Index (CPI-U):** The nationwide CPI-U information provided in the UCCS Economic Forum data for July 2023 indicates all items less food and energy index advanced 4.8%. The Denver-Aurora-Lakewood CPI-U indicates all items less food and energy index advanced 5.8%.

**Engineering News Record (ENR):**

Calculations were based upon the following commodities for the Denver area: Concrete, 4000 psi; Reinforced Concrete Pipe (average of 24”, 36” and 48”); Rebar, Grade 60, #4; and Common Labor and Skilled Labor, comparing July 2022 to July 2023.

<u>Item</u>	<u>July 2022 Index</u>	<u>July 2023 Index</u>	<u>% Change (averaged over year)</u>
Concrete, 4000psi	152.1	140	-7.96%
Pipe (avg. of 3 sizes)	97.74	128.67	31.65%
Rebar, Grade 60, #4	73.02	80.22	9.86%
Common Labor	818.18	818.18	0.00%
Skilled Labor	902.92	943.19	4.46%
			7.60%

Based on these ENR statistics for the Denver area of a normal mix of labor and materials, a typical drainage project likely saw an average increase of approximately 7.60%.

**Local Construction Costs** (compiled by contacting local drainage construction contractors and materials providers):

City staff surveyed the local development community regarding project costs. The survey included questions regarding concrete, rock, pipe and labor from 2022 to 2023, and reported an average increase of approximately 16.85% in industries that support drainage projects.

**Summary:**

**2023 Overall:** Using weighted averages based on the impact of local contractor and supplier data for the past year, CCI, CDOT, ENR (Denver), the CPI-U, and UCCS Economic Forum data for the same time period, it is estimated that overall drainage construction costs have increased an average of 7.6% from the second quarter of 2022 to the second quarter of 2023.

**2024 Forecast:** The Governor's Office of State Planning and Budgeting has forecast an increase to the Consumer Price Index of 4.7% for 2023 and an increase of 2.7% for 2024 for Colorado. An increase based on the 2024 forecast is not recommended at this time.

**Recommendation:**

Staff recommends an increase of 7.6% over the 2023 drainage, bridge and detention pond facility fees, to include the Miscellaneous Basin fee, and approval of the attached fee schedule effective upon City Council approval.

There has been no adjustment to the Park Land Dedication Fee (\$98,010 per acre); therefore the Detention Pond Land fee will remain the same as in 2023.

A recommended motion would be:

I move to approve a recommendation to City Council for an increase of 7.6% over the 2023 drainage, bridge and detention pond facility fees, to include the Miscellaneous Basin fee, and approval of the attached fee schedule effective January 1, 2024.

**Attachments:**

Exhibit A – 2024 Proposed Fee Schedule

Exhibit B – 2023 Current Fee Schedule

**Exhibit C**

**RESOLUTION NO. 202 - 22**

**A RESOLUTION ESTABLISHING 2023 DRAINAGE BASIN FEES,  
BRIDGE FEES, AND DETENTION POND FACILITY AND LAND  
FEES.**

WHEREAS, the City Stormwater Enterprise prepared a study of drainage facility construction cost trends which recommended a 9.2% increase in Drainage Basin Fees, Bridge Fees, and Detention Pond Facility Fees for 2023; and

WHEREAS, the City/County Drainage Board at their September 13, 2022, meeting approved a recommendation to the City Council for a 9.2% increase for 2023 Drainage Basin Fees, Bridge Fees, and Detention Pond Facility Fees over the current fee schedule; and

WHEREAS, the Park Land Dedication Fee remains unchanged at \$98,010.00 per acre in 2023; such Park Land Dedication Fee is used as the basis for computing the Detention Pond Land Fee.


**NOW, THEREFORE, BE IT RESOLVED BY THE CITY COUNCIL OF THE CITY  
OF COLORADO SPRINGS THAT:**

Section 1. The 2023 Drainage Basin Fees, Bridge Fees, and Detention Pond Facility and Land Fees are established based on the City/County Drainage Board recommendation and as shown on the 2023 Fee Schedule, effective on January 1, 2023, and attached hereto as Exhibit A.

Dated at Colorado Springs, Colorado, this 22<sup>nd</sup> day of November 2022.

  
\_\_\_\_\_  
Council President

ATTEST:

  
\_\_\_\_\_  
Sarah B. Johnson, City Clerk



HOUSING & BUILDING  
ASSOCIATION  
OF COLORADO SPRINGS

4585 Hilton Parkway Suite 100, Colorado Springs, CO 80907  
Phone: 719-592-1800 • CSHBA.com

## MEMO

**To:** Erin Powers, Stormwater Enterprise

**From:** Ryan Klein, Public Policy Chair

**Date:** 10/9/2023

**Subject:** 2024 Proposed Drainage Fee Increase

---

On behalf of the Housing & Building Association of Colorado Springs (CSHBA), we would like to thank you for giving us the opportunity to review the proposed fee increases to the 2024 Drainage Fee Schedule. Since the Drainage Basin program is a cost sharing program between private parties and implemented by the City it is important to periodically make fair and balanced cost adjustments. While all increases to development and building costs are taken seriously (as they all play a role in housing attainability), we understand that the proposed fee adjustments are based upon actual cost increases experienced by the industry.

After review from our members, the proposed fee increase of 7.6% over the 2023 Drainage, Bridge & Detention Pond fees appears reasonable and justified by the current inflationary economic environment. It is important to note that as material costs stabilize, we may realize a period when no increase should be applied.

Ideally, in order to have a truly fair system, each drainage basin would be reassessed every 5 to 7 years to ensure that changes in drainage criteria and design plus the costs of construction of actual improvements are taken into account for each Drainage Basin Planning Study. However, we also acknowledge the impediments associated with conducting such frequent studies, as they are both time-consuming and costly. Moreover, we are aware of the potential changes to drainage criteria driven by Army Corps of Engineers and potentially the Colorado Department of Public Health and Environment, which can further complicate the planning and of these assessments. The annual changes to the drainage fees are a responsible shorter term methodology; however, over time the annual increases to the initial cost assumptions based in industry wide costs of construction will tend to significantly depart from a formal DBPS update.





Given these complexities, we appreciate the City's ongoing efforts to monitor and adjust drainage fees to reflect current market costs to build. We look forward to continued collaboration with the Stormwater Enterprise team.

Thank you,

A handwritten signature in black ink, appearing to read "Ryan Klein", with a horizontal line underneath.

Ryan Klein  
2023 HBA Public Policy Chair



HOUSING & BUILDING  
ASSOCIATION  
OF COLORADO SPRINGS

4585 Hilton Parkway Suite 100, Colorado Springs, CO 80907  
Phone: 719-592-1800 • CSHBA.com

October 10, 2024

Erin Powers, Acting Stormwater Enterprise Manager  
Stormwater Enterprise  
City of Colorado Springs  
30 S. Nevada Ave., Suite 401  
Colorado Springs, CO 80903

Dear Ms. Powers,

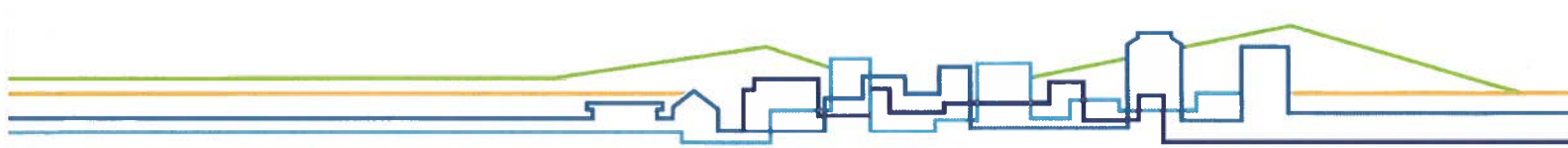
On behalf of the Housing & Building Association of Colorado Springs (CSHBA), we would like to thank you for giving us the opportunity to review the proposed fee increases to the 2025 Drainage Fee Schedule.

We agree with the concept that increases in the drainage fee, bridge and pond fees be commensurate with actual cost increases in completing drainage facilities per the various Drainage Basin Planning Studies. Recent cost increases have certainly been above long-term averages, placing more focus on the methodology used in computing the fee increases.

After reviewing and considering the proposed 2025 fee increase of 7.5% over the 2024 Drainage, Bridge & Detention Pond Fees, we support the increase.

We ask that the City examine the methodology behind the computation for next year and consider the following:

1. Assuring that the Local Construction Cost component has a robust input process by engineers, contractors and developers. The HBA is ready to assist the City and encourage its members who operate in the drainage space to participate.
2. Adding in the Bureau of Labor Statistics - Concrete Contractors nonresidential building work(PCU23811X23811X) in the formula.
3. Considering the applicability of the Denver CPI in favor of a local CPI or perhaps excluding a CPI to the index.
4. Reviewing the detail used in the CDOT and Engineering News record indexes for additional items or timing.







The balance required in computing the fees and fee increases is important as it can significantly impact the cost of providing housing in Colorado Springs and El Paso County. It is crucial to consider these cumulative impacts when proposing fee adjustments.

Given these complexities, we appreciate the City's ongoing efforts to monitor and adjust drainage fees to reflect current market costs, and the opportunity to provide our input and feedback in the process. We look forward to continued collaboration with the Stormwater Enterprise team to ensure fair and balanced cost adjustments.

Respectfully,

A handwritten signature in black ink, appearing to read "Ryan Klein".

Ryan Klein, Sherman & Howard, LLC.  
HBA Public Policy Chair

