



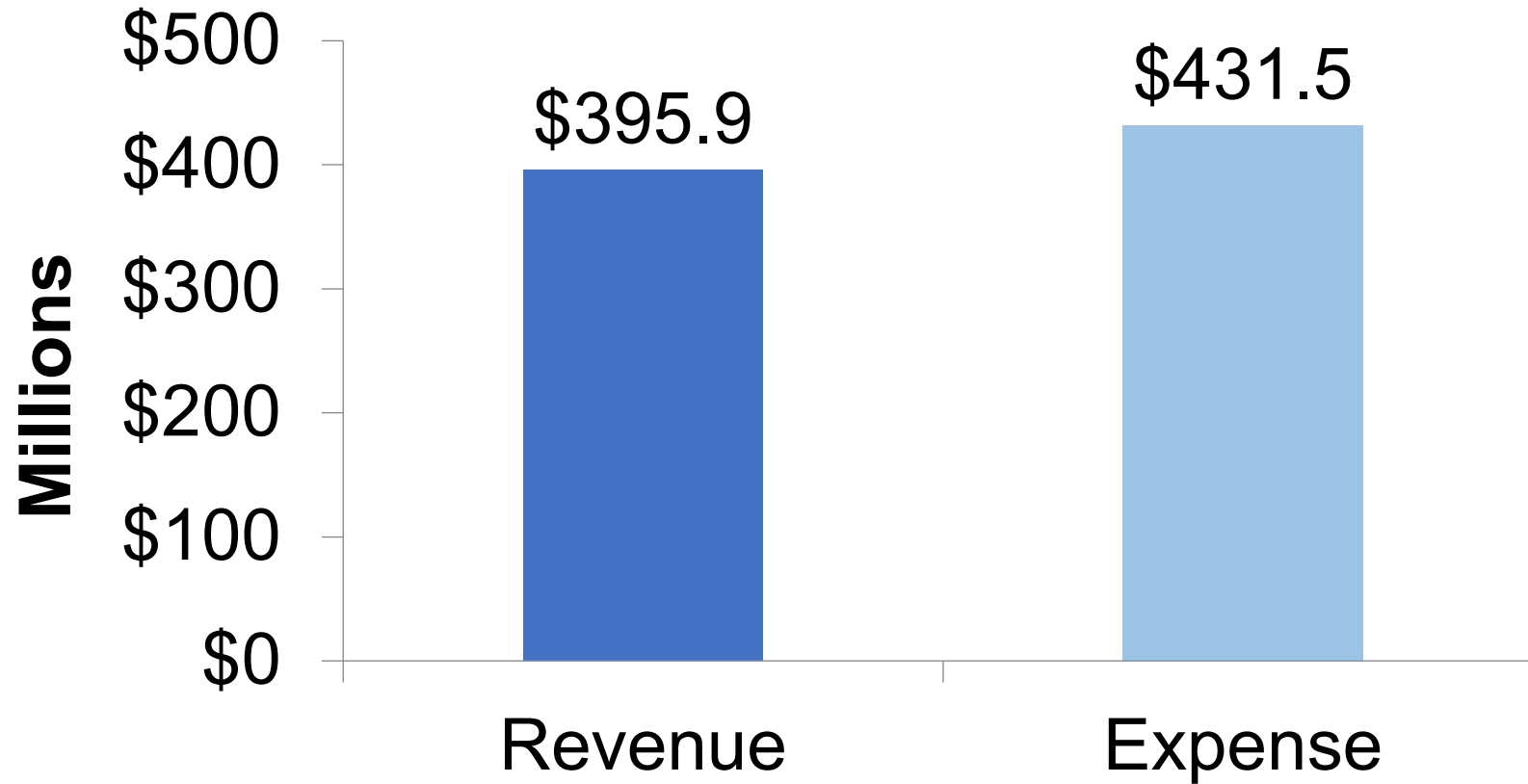
2022 Year End Review

City Council Work Session

September 11, 2023

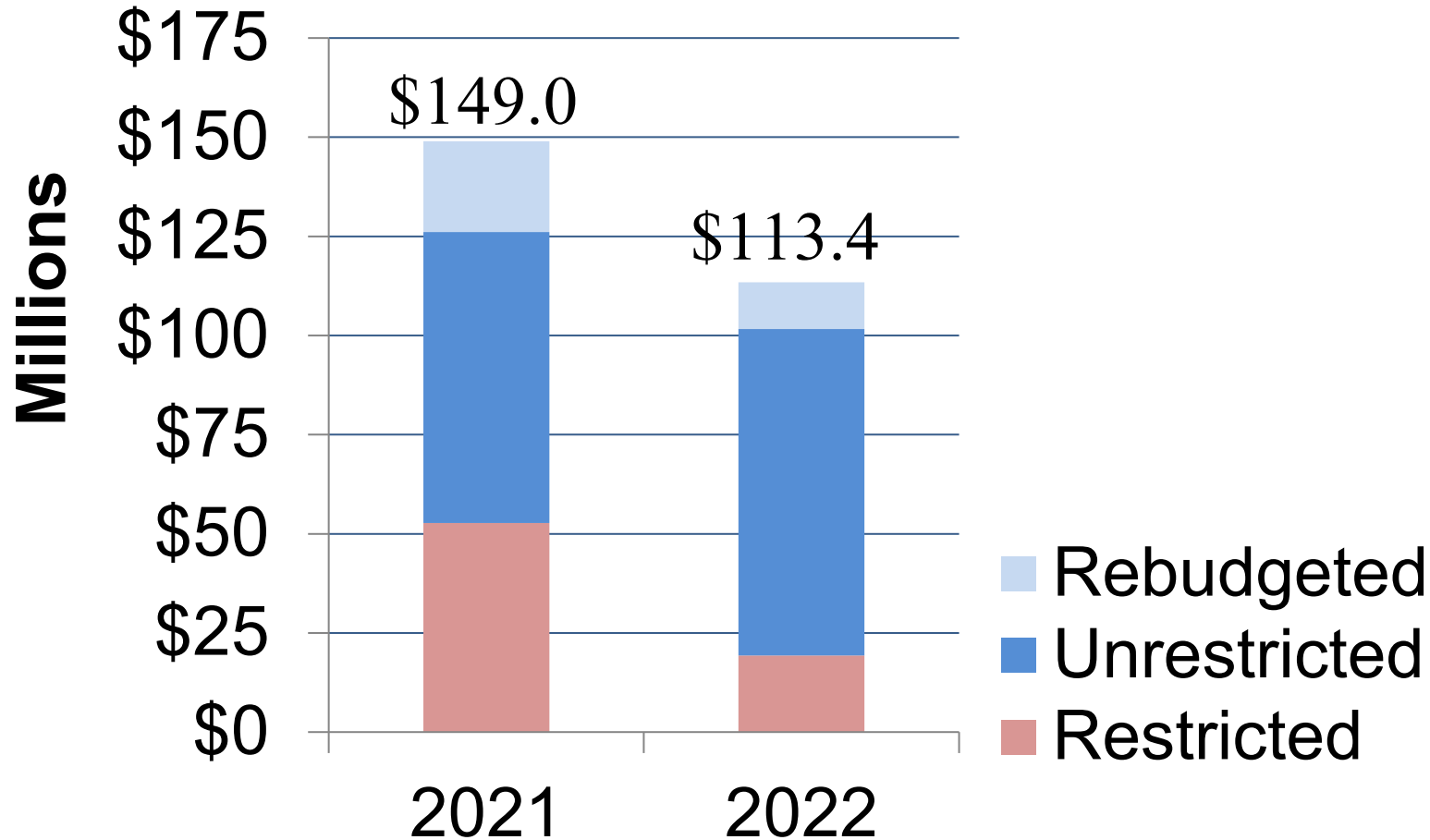
Charae McDaniel, Chief Financial Officer

2022 GF Summary



Impact to
Fund Balance
(\$35.5M)

2022 GF Fund Balance



2022 Unrestricted
FB:
\$94,113,624

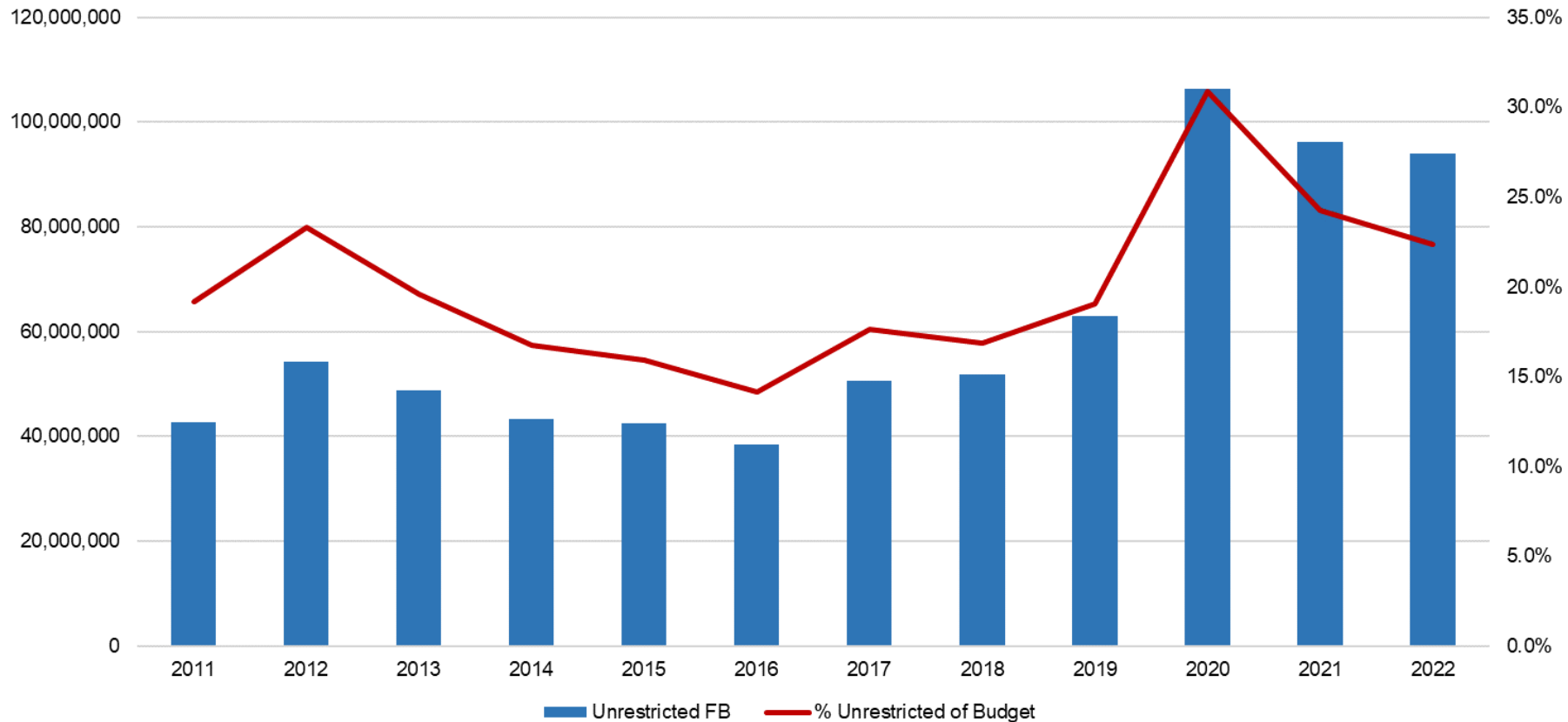
As a % of the
following year's
expenditure budget

| 2021 | 2022 |
|-------|-------|
| 24.2% | 22.4% |

General Fund Balance History



Unrestricted Fund Balance \$ and % of Following Year Budget





June 2023 Financial Update

City Council Work Session

September 11, 2023

Charae McDaniel, Chief Financial Officer

Sales Tax Trends



(economic activity
thru June 2023)

2.0% Sales and Use Tax:

- S&U combined – down 1.63% for the month and up 0.01% year-to-date
 - Sales tax – down 1.65% for the month and down 0.30% year-to-date
 - Use tax – down 1.02% for the month and up 7.13% year-to-date

2.0% Lodger's Tax & 1.0% Auto Rental Tax:

- LART Combined – up 11.14% for the month and down 0.53% year-to-date
 - Lodger's Tax – up 11.21% for the month and down 1.42% year-to-date
 - Auto Rental Tax – up 10.12% for the month and up 10.62% year-to-date

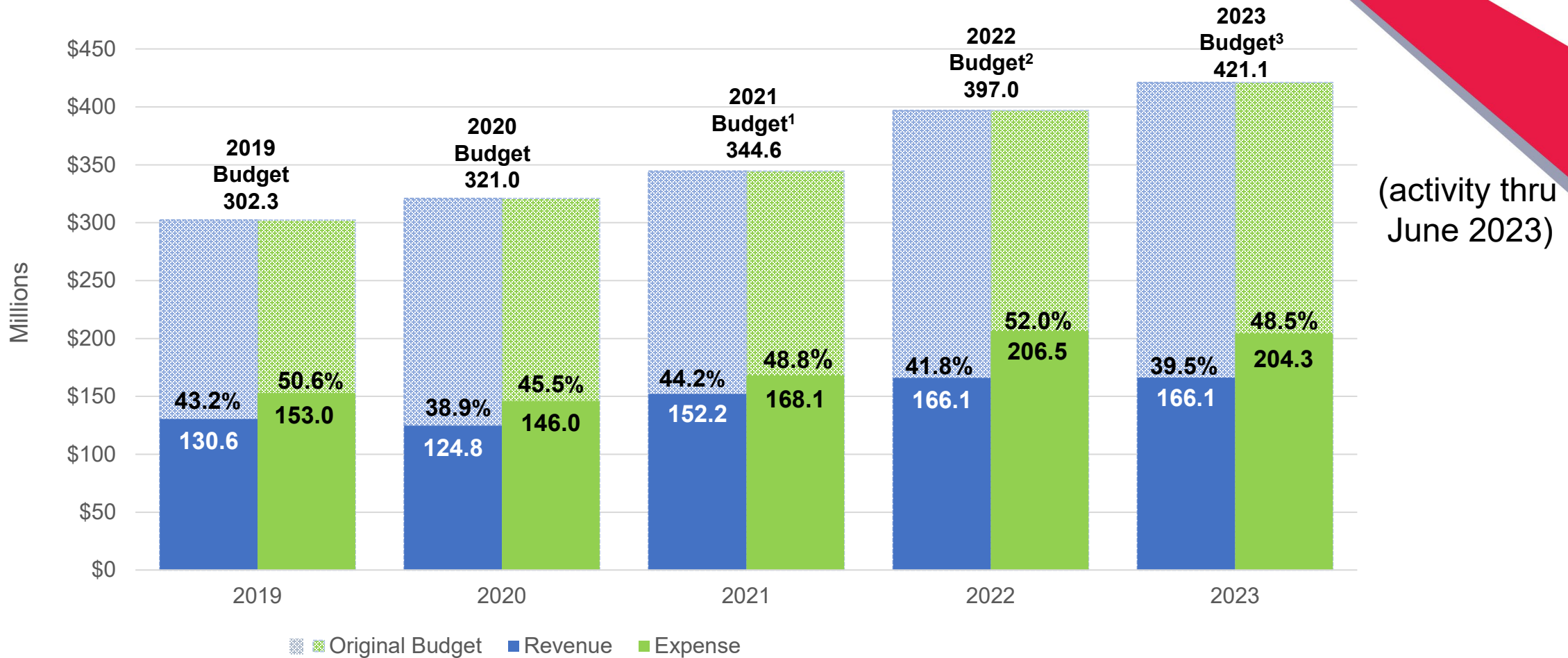
Sales Tax Trends



| Category | \$ Change 2023 YTD compared to 2022 YTD | % Change 2023 YTD compared to 2022 YTD |
|----------------------------------|--|---|
| Auto Dealers | (99,901) | -0.9% |
| Auto Repair, Leases | 215,608 | 5.0% |
| Building Materials | (2,202,105) | -11.8% |
| Business Services | 49,386 | 7.7% |
| Clothing | 807 | 0.0% |
| Department/Discount | 150,291 | 1.8% |
| Furniture/Appliances/Electronics | (488,752) | -5.6% |
| Grocery | 617,198 | 13.2% |
| Hotel/Motel | 207,529 | 3.9% |
| Medical Marijuana | (109,710) | -13.7% |
| Miscellaneous Retail | 997,291 | 5.9% |
| Restaurants | 981,239 | 6.5% |
| Utilities | (213,003) | -8.1% |

(economic activity
thru June 2023)

General Fund Revenue and Expense



¹ 2021 budget includes \$15.7M in rebudgeted revenue

² 2022 budget includes \$22.9M in rebudgeted revenue

³ 2023 budget includes \$11.8M in rebudgeted revenue

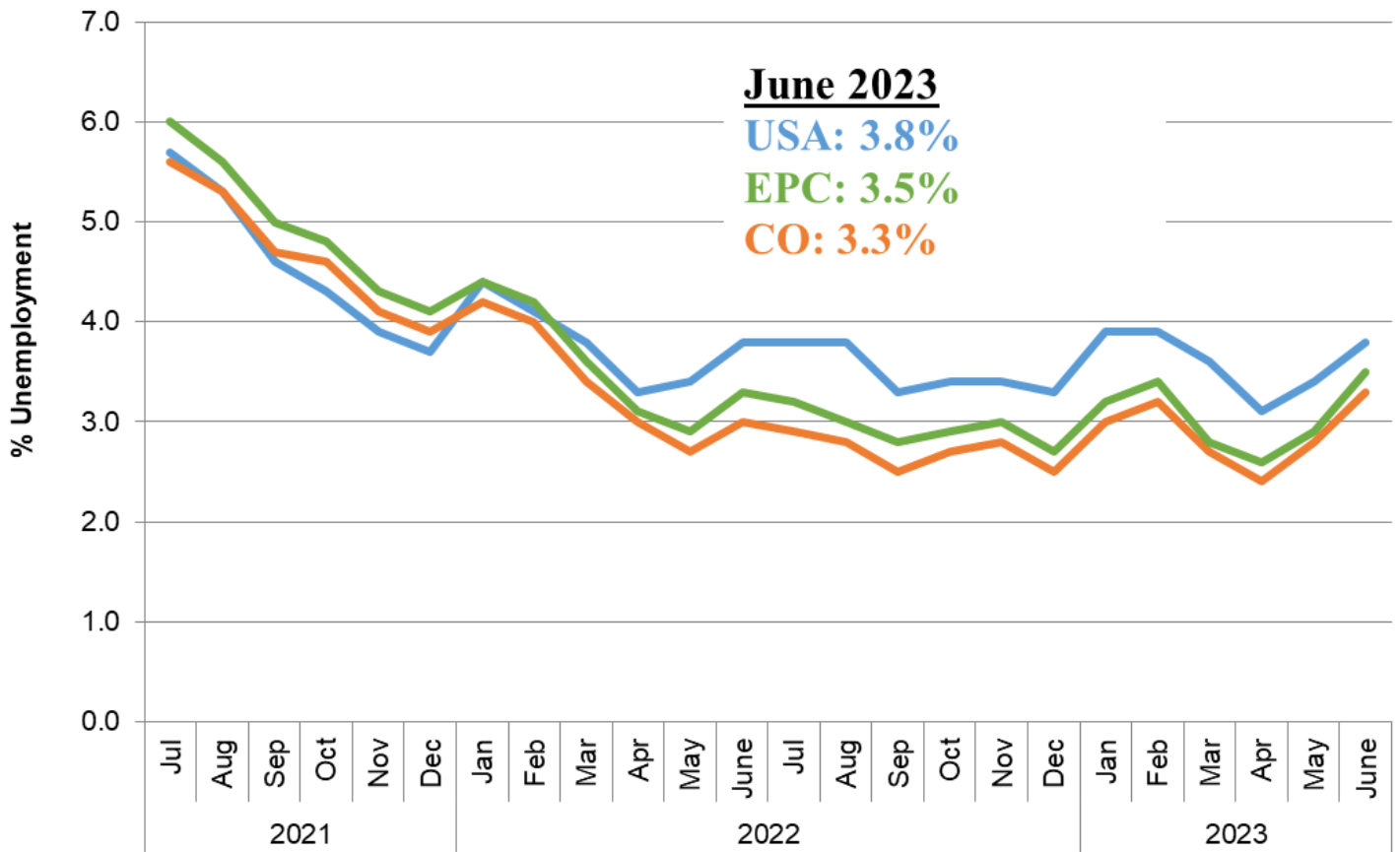
Note: Excludes Capital Lease Purchases and Proceeds

Economic Indicators



Unemployment Rate

(activity thru June 2023)

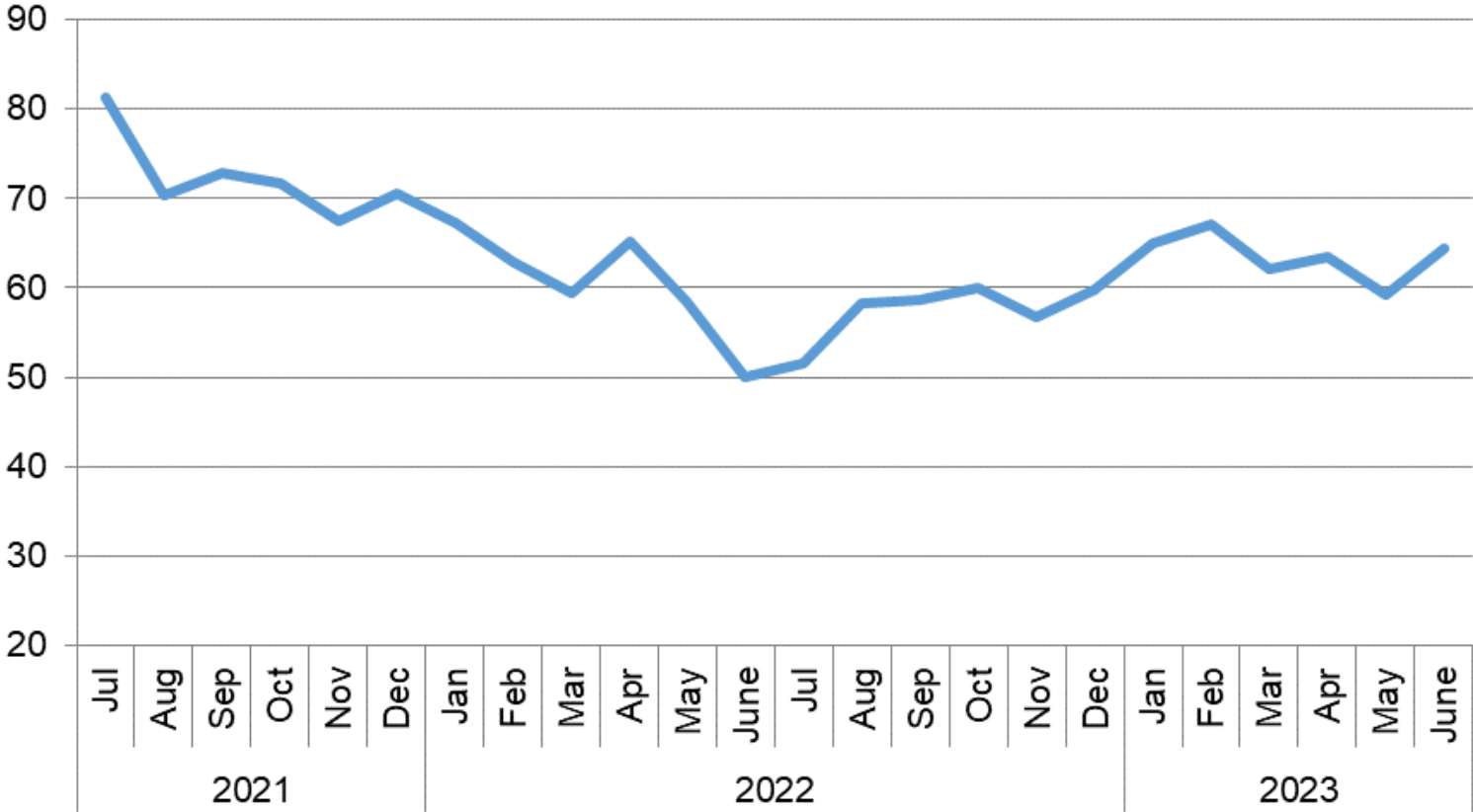


Source: U.S. Bureau of Labor Statistics

Economic Indicators



Index of Consumer Sentiment (activity thru June 2023)



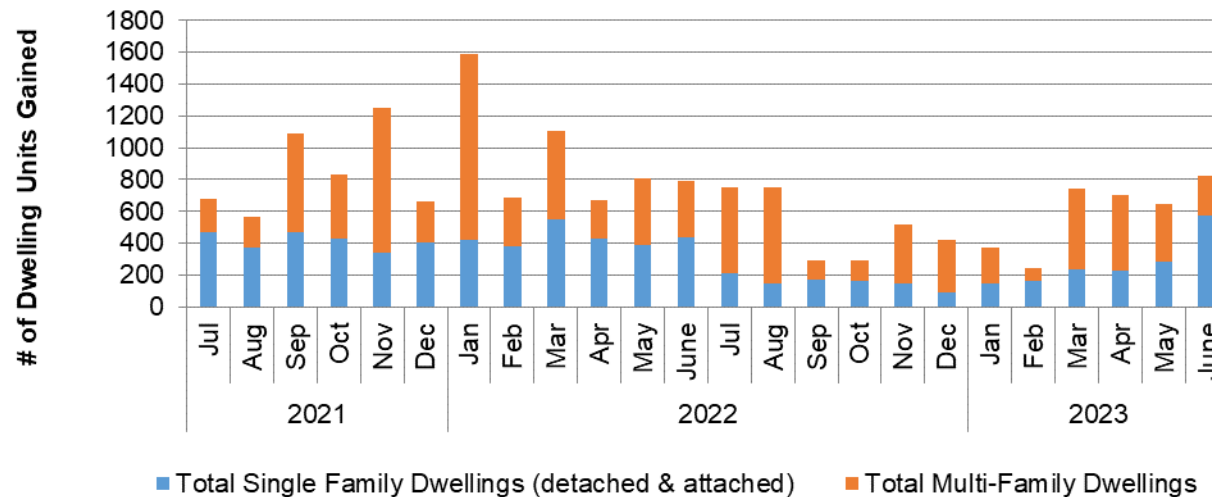
Source: University of Michigan: surveys of consumers

Economic Indicators



Pikes Peak Region Building Report Dwelling Units Gained

(activity thru June 2023)



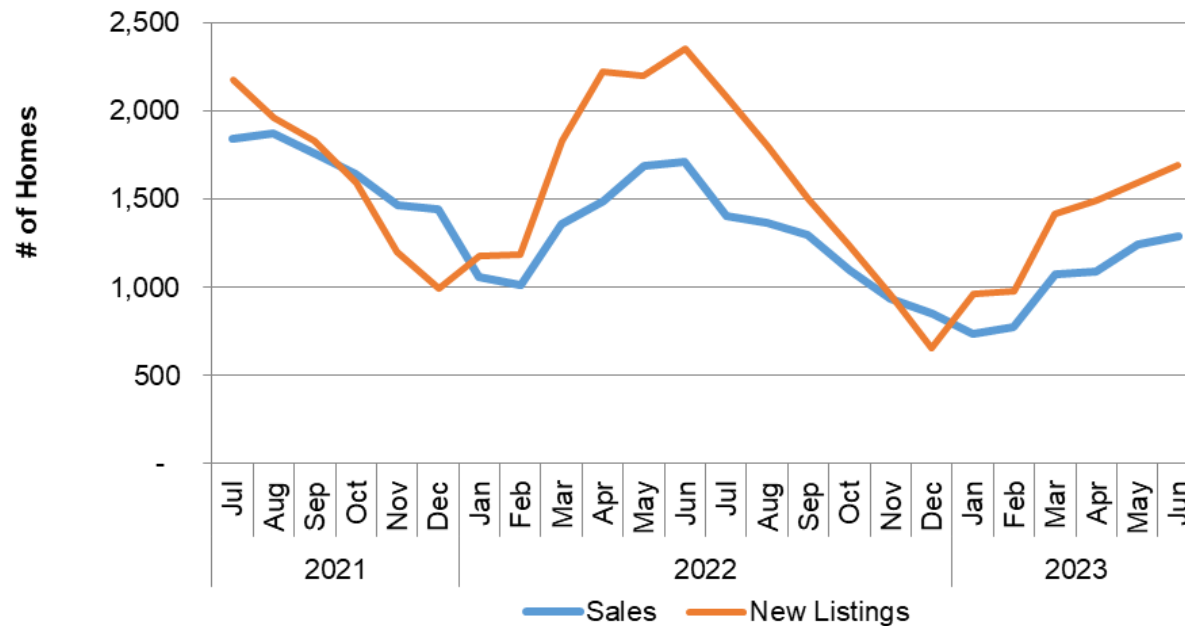
| YTD Activity | 2023 | 2022 | % Change |
|-------------------------|-----------------|-----------------|----------|
| Single Family Dwellings | 1,631 | 2,605 | (37.4) |
| Multi-Family Dwellings | 1,898 | 3,050 | (37.8) |
| YTD Valuation | 2023 | 2022 | % Change |
| Total Residential | \$1,026,273,201 | \$1,497,449,206 | (31.5) |

Economic Indicators



Pikes Peak Region Home Sales Single Family/Patio Homes

(activity thru June 2023)



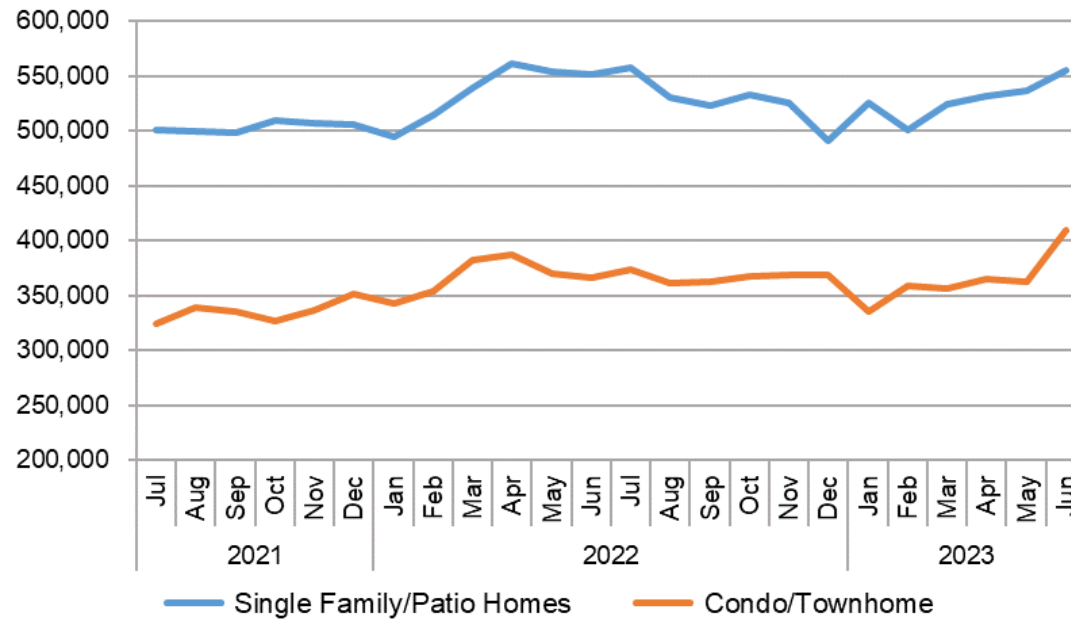
| YTD Activity | 2023 | 2022 | % Change |
|---------------------|-------|--------|----------|
| Sales | 6,211 | 8,324 | (25.4) |
| New Listings | 8,135 | 10,973 | (25.9) |

Economic Indicators



Average Sales Price

(activity thru June 2023)

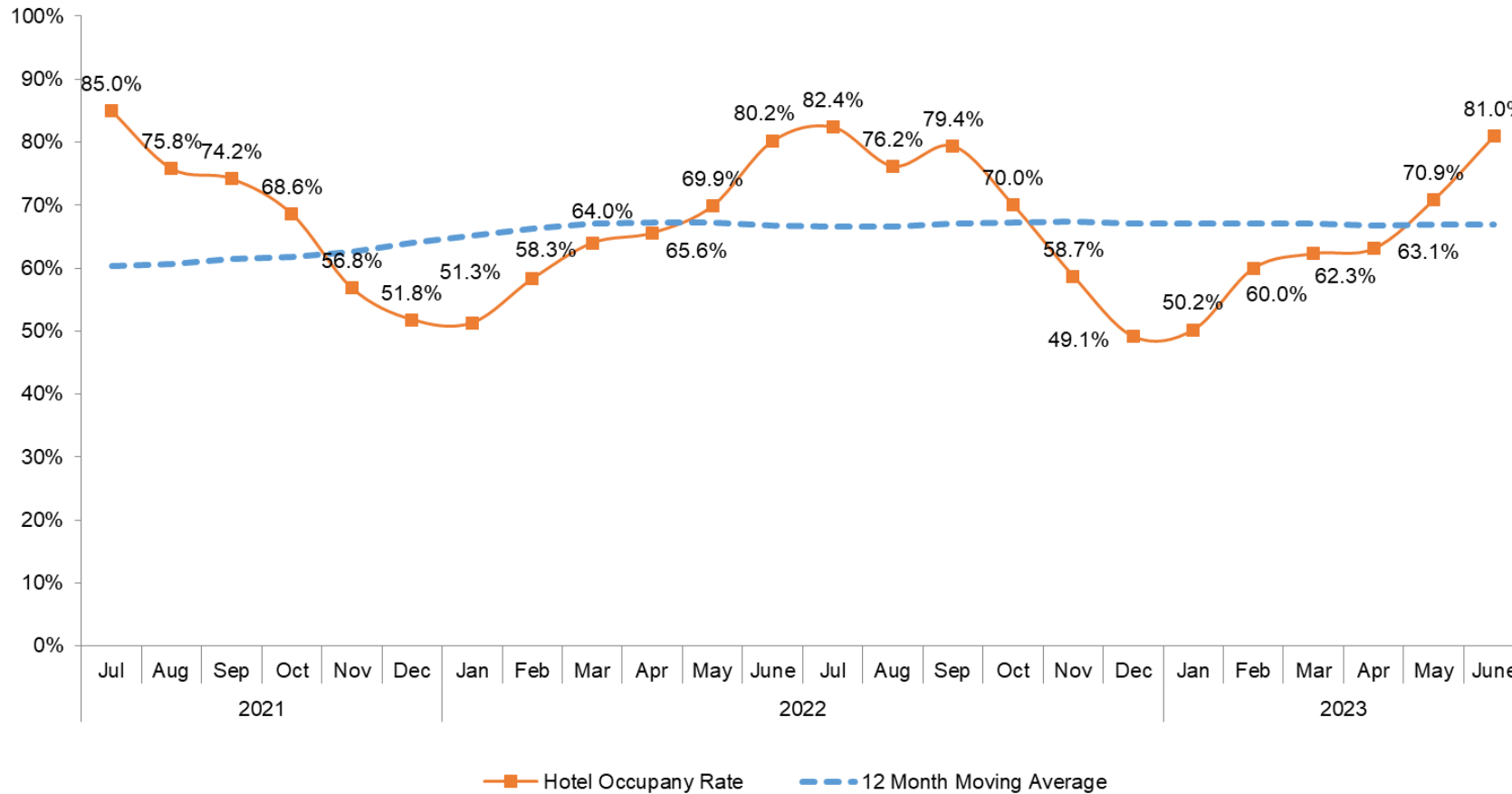


| Avg Sales Price Comparison | June 2023 | June 2022 | % Change |
|----------------------------|-----------|-----------|----------|
| Single Family/Patio Homes | \$555,403 | \$551,304 | 0.7 |
| Condo/Townhomes | \$409,919 | \$366,659 | 11.8 |

Economic Indicators



Colorado Springs Hotel Occupancy Rate (activity thru June 2023)





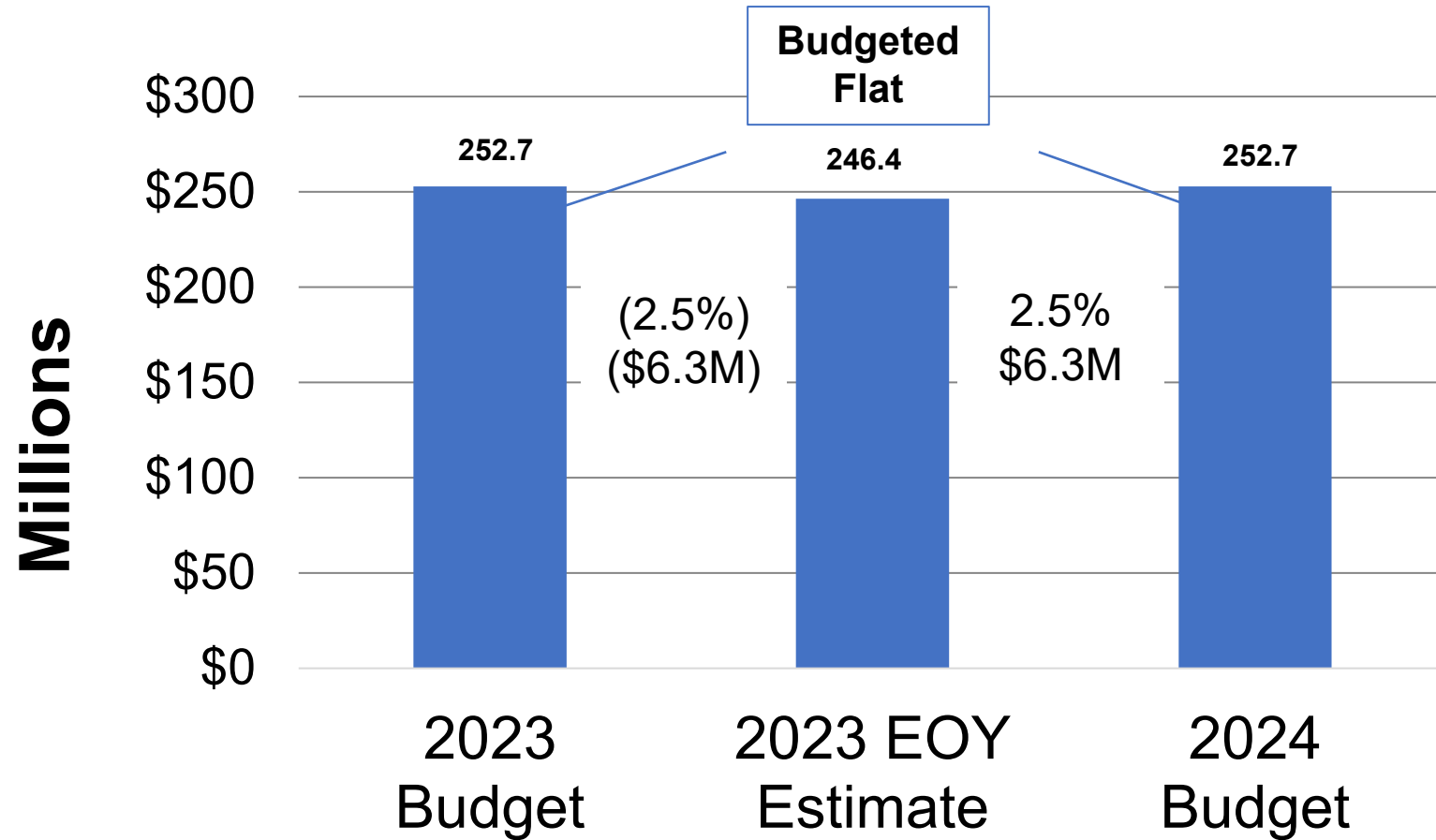
2024 Budget Outlook

City Council Work Session

September 11, 2023

Charae McDaniel, Chief Financial Officer

Sales Tax Revenue



2024 Budget Priorities



- Public safety staffing - recruitment and retention
- Housing and infrastructure
- Economic vitality
- City employee retention
- Cybersecurity and disaster recovery
- Minimizing impacts to our service level delivery related to department budget reductions

2024 Budget Approval



| Date | Item |
|-------------|---|
| Oct 2 | Mayor distributes 2024 Budget |
| Oct 6 & 12 | Review 2024 budget document with Council Budget Committee |
| Oct 16 | Council 2024 Budget Work Session |
| Oct 23 | Public Hearing on 2024 Budget |
| Oct 30 | Council 2024 Budget Markup Session |
| Nov 14 | 1 st Reading 2024 Budget Appropriation Ordinance |
| Nov 28 | 2nd Reading 2024 Budget Appropriation Ordinance |

Questions?