

LISTING AND SALES SUMMARY December 2015

MONTHLY SUMMARY	All Homes				Existing Homes					
	Nov 2015	Dec 2015	% +/-	Dec 2014	% +/-	Nov 2015	Dec 2015	% +/-	Dec 2014	% +/-
SINGLE FAMILY/PATIO HOMES:										
New Listings	904	772	(14.6)	676	14.2	751	652	(13.2)	562	16.0
Sales	815	1,105	35.6	873	26.6	740	973	31.5	799	21.8
Ave. Sales Price	\$267,133	\$266,553	(0.2)	\$255,652	4.3	\$259,069	\$253,653	(2.1)	\$248,935	1.9
Median Sales Price	\$237,500	\$239,900	1.0	\$225,000	6.6	\$229,000	\$229,000	0.0	\$217,900	5.1
Total Active	2,627	2,133	(18.8)	2,599	(17.9)	2,149	1,709	(20.5)	2,097	(18.5)
CONDO/TOWNHOMES:										
New Listings	119	96	(19.3)	98	(2.0)	113	83	(26.5)	81	2.5
Sales	128	158	23.4	125	26.4	116	147	26.7	105	40.0
Ave. Sale Price	\$160,007	164,540.00	2.8	\$176,950	(7.0)	\$153,174	161,825.00	5.6	\$170,510	(5.1)
Median Sale Price	\$155,450	159,430.00	2.6	\$150,000	6.3	\$149,950	158,000.00	5.4	\$140,000	12.9
Total Active	219	187	(14.6)	303	(38.3)	178	153	(14.0)	250	(38.8)
CUMULATIVE YTD SUMMARY										
	Jan-Dec 2015			Jan-Dec 2014		Jan-Dec 2015			Jan-Dec 2014	
SINGLE FAMILY/PATIO HOMES:										
New Listings	17,006			16,235		15,445			14,570	
Sales	13,250			11,197		11,981			10,068	
Ave. Sales Price	268,617.00			\$251,430		260,828.00			\$243,311	
Volume	\$3,559,175,250			\$2,815,261,710		\$3,124,980,268			\$2,449,655,148	
CONDO/TOWNHOMES:										
New Listings	2,158			1,968		1,960			1,766	
Sales	1,911			1,474		1,741			1,334	
Ave. Sales Price	166,475.00			\$167,893		160,537.00			\$162,030	
Volume	\$318,133,725			\$247,474,282		\$279,494,917			\$216,148,020	

©Copyright 2015 Pikes Peak REALTOR® Services Corp. (RSC)
All rights reserved. Unauthorized reproduction is prohibited.

RSC authorizes RSC REALTOR® Participants and Sub-Participants to reproduce and display a single copy of this Listing and Sales Summary on his/her own real estate website and/or electronic or print communications. Any such display must include the following notice with the correct range of dates:

©Copyright 2015 Pikes Peak REALTOR® Services Corp. All rights reserved. Unauthorized reproduction is prohibited. Based on information from the Pikes Peak REALTOR® Services Corp. ("RSC") for the period December 2014 through December 2015. RSC information may not reflect all real estate activity in the market and is provided as is without warranty or guaranty.

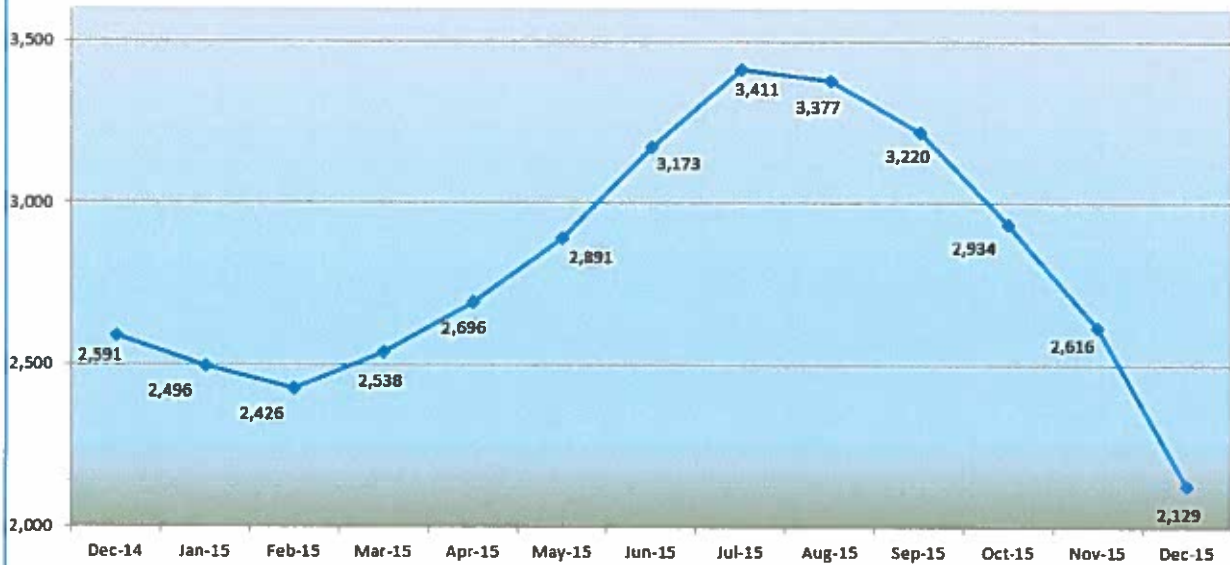
Copyright (C) 2015 Pikes Peak REALTOR Services Corp. (RSC).
All rights reserved. Unauthorized reproduction is prohibited.

RSC authorizes RSC REALTOR® Participants and Sub-Participants to reproduce and display a single copy of this Listing and Sales Summary on his/her own real estate website and/or electronic or print communications. Any such display must include the following notice with the correct range of dates:

©Copyright 2015 Pikes Peak REALTOR® Services Corp. All rights reserved. Unauthorized reproduction is prohibited. Based on information from the Pikes Peak REALTOR® Services Corp. (RSC) for the period xxx 2014 through xxx 2015. RSC information may not reflect all real estate activity in the market and is provided as is without warranty or guaranty.

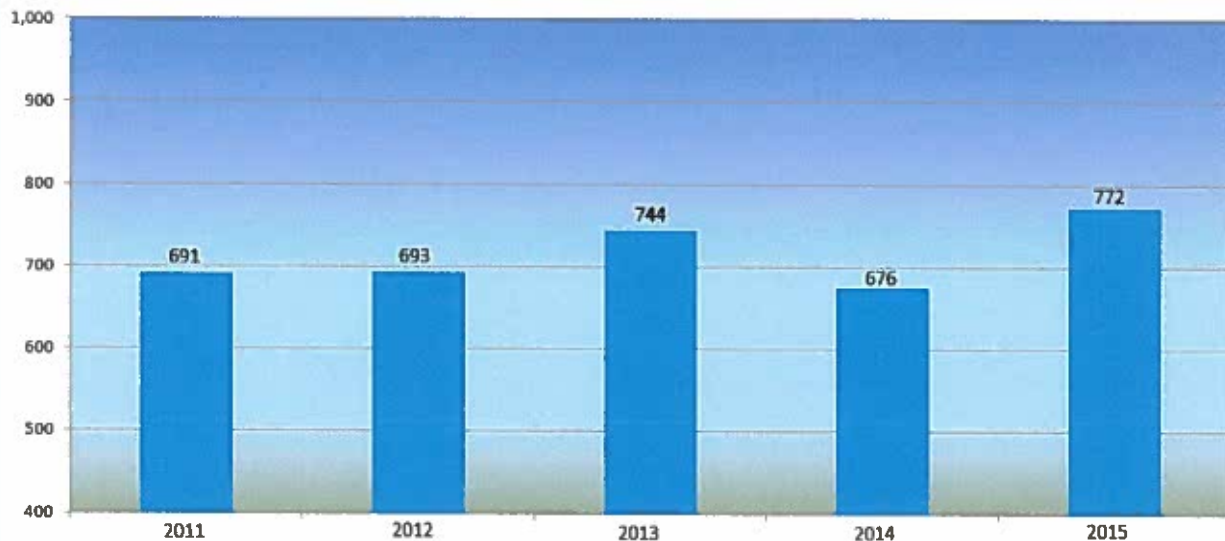
December 2015 Charts

PPAR Housing Statistics Single Family/Patio Homes Homes For Sale



This representation is based in whole or in part on information from the Pikes Peak REALTOR® Services Corp. ("RSC") or its PPMLS. Content is deemed reliable; however, neither the RSC nor the PPMLS nor PPAR guarantees or is in any way responsible for its accuracy. Data maintained by RSC does not reflect all real estate activity in the market. ©Copyright Pikes Peak REALTOR® Services Corp., a wholly owned subsidiary of the Pikes Peak Association of REALTORS® 2015. All rights reserved. Unauthorized reproduction is prohibited.

PPAR Housing Statistics Single Family/Patio Homes New Listings December



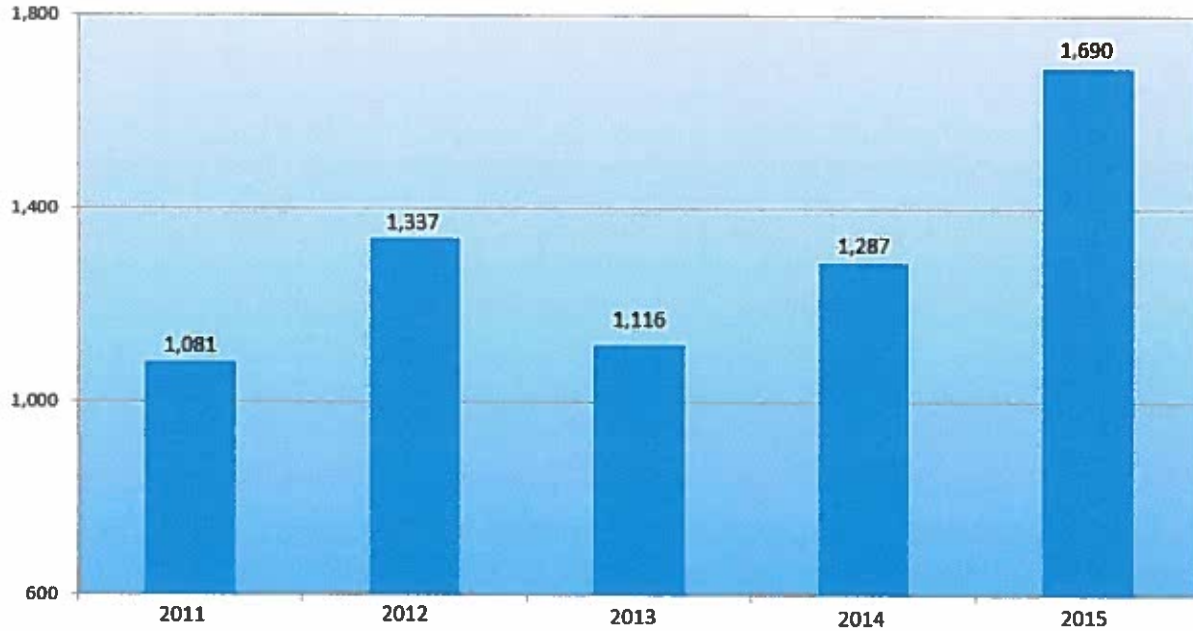
This representation is based in whole or in part on information from the Pikes Peak REALTOR® Services Corp. ("RSC") or its PPMLS. Content is deemed reliable; however, neither the RSC nor the PPMLS nor PPAR guarantees or is in any way responsible for its accuracy. Data maintained by RSC does not reflect all real estate activity in the market. ©Copyright Pikes Peak REALTOR® Services Corp., a wholly owned subsidiary of the Pikes Peak Association of REALTORS® 2015. All rights reserved. Unauthorized reproduction is prohibited.

PPAR Housing Statistics

Single Family/Patio Homes

Total Under Contract Listings December

(Total number of listings in PPMLS that are under contract/pending sale)

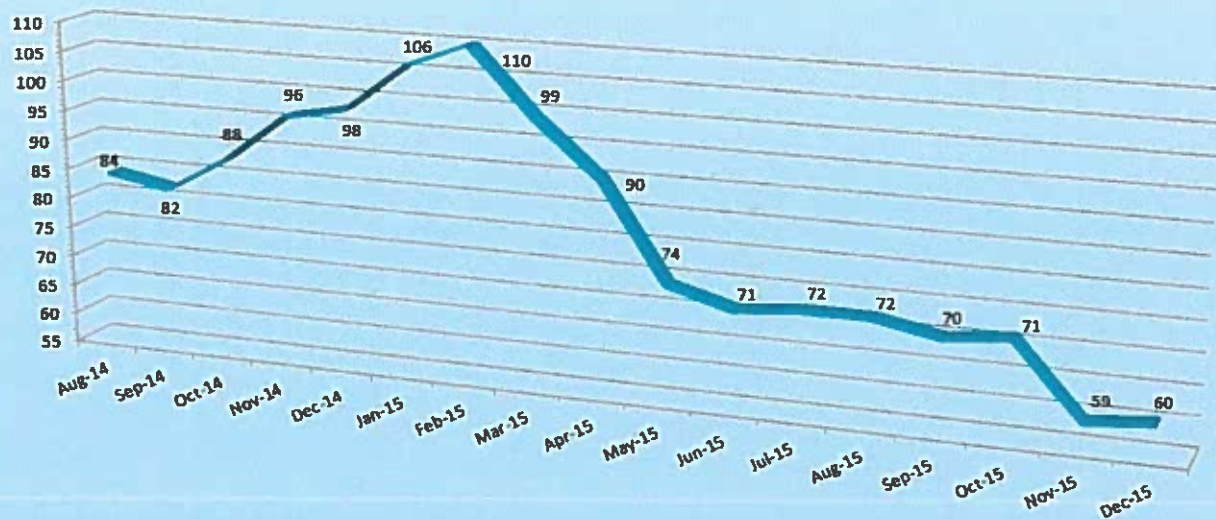


This representation is based in whole or in part on information from the Pikes Peak REALTOR® Services Corp. ("RSC") or its PPMLS. Content is deemed reliable; however, neither the RSC nor the PPMLS nor PPAR guarantees or is in any way responsible for its accuracy. Data maintained by RSC does not reflect all real estate activity in the market. ©Copyright Pikes Peak REALTOR® Services Corp., a wholly owned subsidiary of the Pikes Peak Association of REALTORS® 2015. All rights reserved. Unauthorized reproduction is prohibited.

PPAR Housing Statistics

Single Family/Patio Homes

Average Days on Market

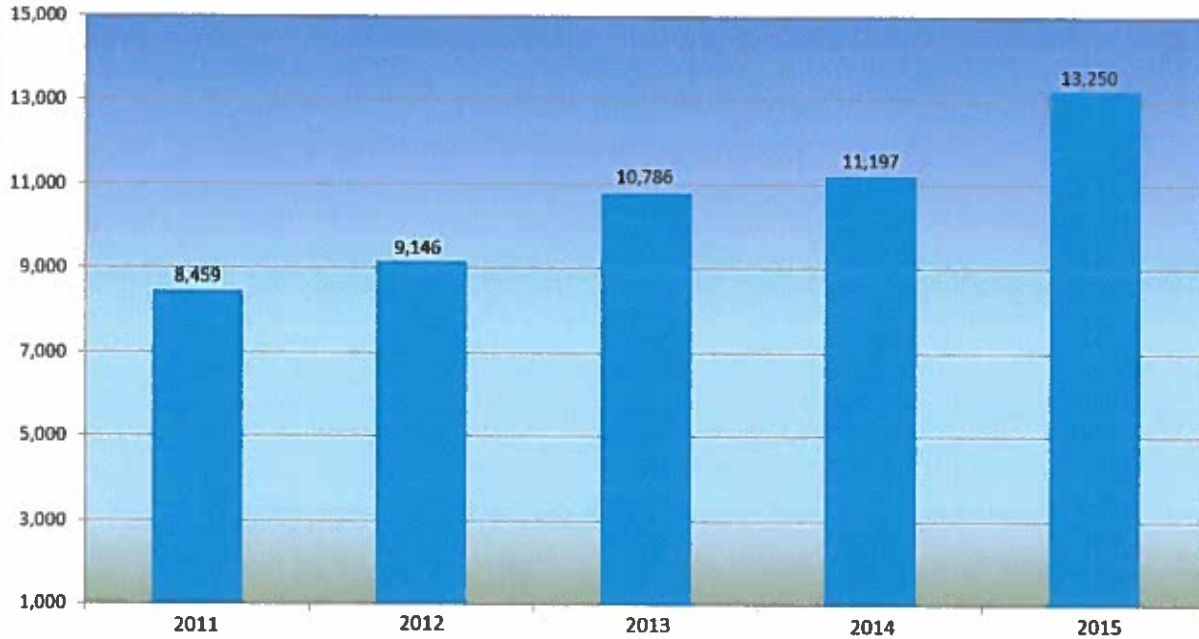


This representation is based in whole or in part on information from the Pikes Peak REALTOR® Services Corp. ("RSC") or its PPMLS. Content is deemed reliable; however, neither the RSC nor the PPMLS nor PPAR guarantees or is in any way responsible for its accuracy. Data maintained by RSC does not reflect all real estate activity in the market. ©Copyright Pikes Peak REALTOR® Services Corp., a wholly owned subsidiary of the Pikes Peak Association of REALTORS® 2015. All rights reserved. Unauthorized reproduction is prohibited.

PPAR Housing Statistics

Single Family/Patio Homes

Total Sales YTD - December

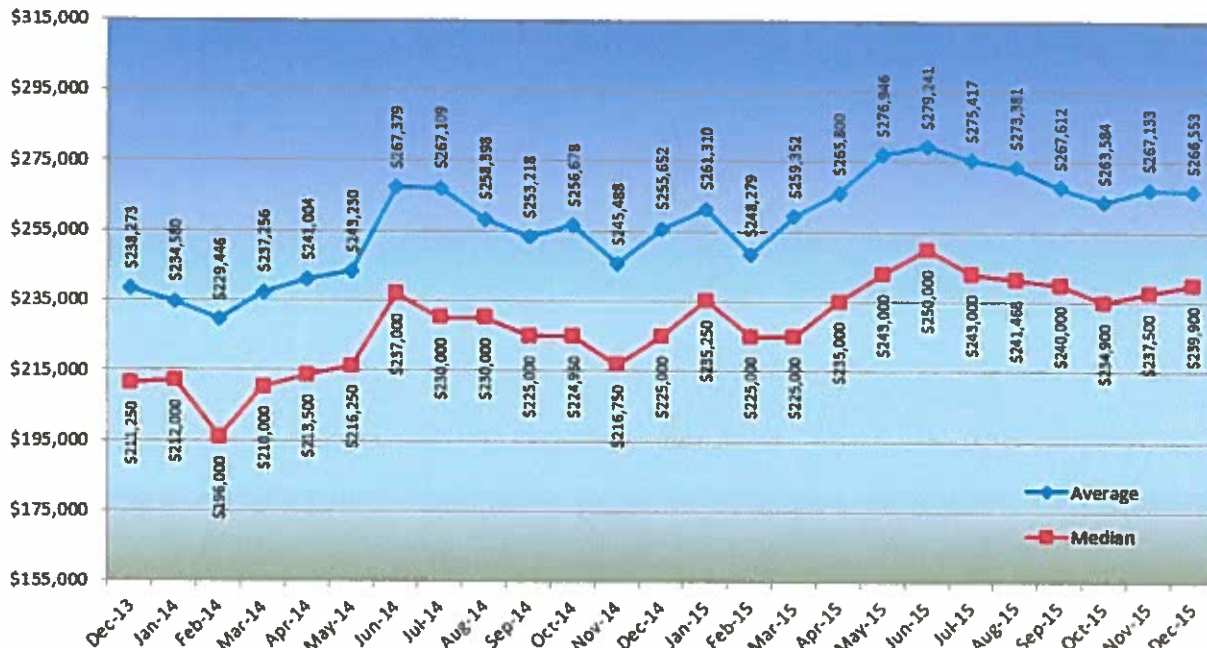


This representation is based in whole or in part on information from the Pikes Peak REALTOR® Services Corp. ("RSC") or its PPMLS. Content is deemed reliable; however, neither the RSC nor the PPMLS nor PPAR guarantees or is in any way responsible for its accuracy. Data maintained by RSC does not reflect all real estate activity in the market. ©Copyright Pikes Peak REALTOR® Services Corp., a wholly owned subsidiary of the Pikes Peak Association of REALTORS® 2015. All rights reserved. Unauthorized reproduction is prohibited.

PPAR Housing Statistics

Single Family/Patio Homes

Average and Median Sales Prices



This representation is based in whole or in part on information from the Pikes Peak REALTOR® Services Corp. ("RSC") or its PPMLS. Content is deemed reliable; however, neither the RSC nor the PPMLS nor PPAR guarantees or is in any way responsible for its accuracy. Data maintained by RSC does not reflect all real estate activity in the market. ©Copyright Pikes Peak REALTOR® Services Corp., a wholly owned subsidiary of the Pikes Peak Association of REALTORS® 2015. All rights reserved. Unauthorized reproduction is prohibited.

Colorado Springs Area Monthly Sales Analysis*

Single Family/ Patio Homes

December 2015

Location	# of Active Listings**	# of Sold Listings	Total Dollar Volume	Median Price	Average Price	SP to List %	Average DOM
El Paso County	1,768	1,008	270,556,755	241,174	268,409	98.9	59
Black Forest	62	14	6,387,150	417,000	456,225	97.1	68
Briargate	137	71	22,124,140	285,000	311,607	99.0	80
Central	107	93	17,656,393	172,000	189,853	98.0	64
East	91	66	14,179,195	207,450	223,018	98.6	42
Fountain Valley	263	169	35,491,976	215,000	210,011	99.6	50
Manitou Springs	24	6	1,781,500	307,000	296,916	94.9	89
Marksheffel	51	20	5,318,896	252,500	265,944	99.8	72
Northeast	94	75	19,003,560	235,500	253,380	99.0	42
Northgate	103	44	18,582,323	275,003	422,325	99.1	78
Northwest	68	38	12,836,002	310,250	337,789	97.6	75
Old Colorado City	49	20	4,606,978	223,000	230,348	99.8	26
Powers	126	128	30,887,114	229,000	241,305	99.4	48
Southeast	54	43	7,141,600	168,000	166,083	100.3	38
Southwest	175	48	14,141,552	249,000	294,615	97.3	70
Tri-Lakes	133	59	27,010,484	394,000	457,804	98.8	83
West	30	24	6,428,660	239,950	267,860	98.5	63

* To see this information on additional areas, see the Listing Activity Report and the Sales Activity Report

This representation is based in whole or in part on information from the Pikes Peak REALTOR® Services Corp. ("RSC") or its PPMLS. Content is deemed reliable; however, neither the RSC nor the PPMLS nor PPAR guarantees or is in any way responsible for its accuracy. Data maintained by RSC does not reflect all real estate activity in the market. © Copyright Pikes Peak REALTOR® Services Corp., a wholly owned subsidiary of the Pikes Peak Association of REALTORS® 2013. All rights reserved. Unauthorized reproduction is prohibited.

REALTOR® Services Corporation
Pikes Peak Association of REALTORS®
430 N. Tejon St.
Colorado Springs, CO 80903
719 635-5040