




PLAN LEGEND:

-  GEOTECHNICAL CONSTRAINT LINE FROM CTL REPORT
-  PREBEL'S MEADOW JUMPING MOUSE CRITICAL HABITAT LINE
-  100 YEAR FLOODPLAIN

# KETTLE CREEK NORTH PUD CONCEPT PLAN